

Daily Report

Prepared by: Bemo Saudi Fransi Finance
Prepared to: BSFF Clients
Date: 30/10/2024

This report is prepared for the purpose of illustrating the performance of DSE through the trading session dated 30-Oct-24 - Regarding Wednesday's trading session, the table below reflects the trading summary along with the movement of DWX index:

Market Summary	DWX	DWX % Change
Share Volume	416,364.00	91,320.08
SYP Value	934,767,666.00	91,938.86
No. of Trades	307.00	618.78
	Previous Value	Last Session
	Today's Value	Last Week
	SYP Change	Last Month

I. Key Market Highlight

- During Wednesday's session, 307 transactions with an aggregate volume of 416364 shares and a value of SYP 934.77Mln was recorded on the DSE trading platform.
- Overall, during the session, 18 out of the 28 listed stocks recorded market activities, amongst which 7 listed securities witnessed positive share price movements while 4 listed securities recorded negative share price movements.
- As for the index, DWX advanced by 618.78 points (0.68%) compared to the last session to close at 91938.86 points.

II. Top 5 Listed Securities

The top five listed securities occupied (illustrated below) 85.26% of the total value recorded during the session:

Symbol	Name	Change%	Volume	Value
BASY	Ahli Trust Bank	-1.53%	221,415.00	308,203,050.00
NIB	National Islamic Bank	-0.09%	54,412.00	200,099,152.00
BBSY	Al Barakah Bank - Syria	-0.56%	69,146.00	130,150,670.00
CHB	Cham Bank	4.43%	31,028.00	95,058,814.00
QNBS	Qatar National Bank	1.69%	16,264.00	63,507,875.00

III. Session Summary by Sector

Banking Sector:

The banking sector index which only accommodates share price changes while weighing all listed bank stocks equally, increased by 1.02%. Furthermore, the increase in the banking index value is mainly due to the increase in share prices for securities such as FSBS, SHRQ, CHB respectively.

Symbol	Name	Closing Price	Price Change	Change %	Volume
ARBS	Arab Bank - Syria	7,250.00	-	0.00%	-
BASY	Ahli Trust Bank	1,391.97	(21.68)	-1.53%	221,415.00
BBS	Byblos Bank	2,973.38	-	0.00%	-
BBSF	Banque Bemo Saudi Fransi	2,007.05	-	0.00%	1,180.00
BBSY	Al Barakah Bank - Syria	1,882.26	(10.59)	-0.56%	69,146.00
BOJS	Bank of Jordan - Syria	4,376.94	-	0.00%	136.00
BSO	Bank of Syria and Overseas	3,589.47	-	0.00%	40.00
CHB	Cham Bank	3,063.65	129.83	4.43%	31,028.00
FSBS	Fransabank - Syria	2,444.27	106.79	4.57%	8,605.00
IBTF	The International Bank for Trade & Finance	4,999.87	61.50	1.25%	4,993.00
QNBS	Qatar National Bank	3,904.81	64.95	1.69%	16,264.00
SGB	Syria Gulf Bank	5,056.65	-	0.00%	150.00
SHRQ	Bank Al - Sharq	2,681.61	115.20	4.49%	3,500.00
SIIB	Syria International Islamic Bank	4,857.18	-	0.00%	1,623.00
NIB	National Islamic Bank	3,677.48	(3.21)	-0.09%	54,412.00

Insurance Sector:

The insurance sector index which only accommodates share price changes while weighing all listed stocks equally, decreased by -0.83%. Furthermore, the decrease in the insurance index value is mainly due to the decrease in share prices for securities such as ATI.

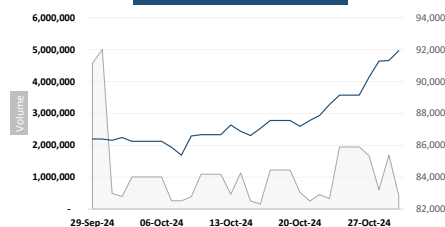
Symbol	Name	Closing Price	Price Change	Change %	Volume
AROP	Arope Syria	2,850.00	-	0.00%	-
ATI	Al - Aqeelah Takaful Insurance	7,160.00	(376.00)	-4.99%	400.00
NIC	National Insurance Co.	8,534.00	-	0.00%	-
SAIC	Solidarity Alliance Insurance Company	405.50	-	0.00%	-
SKIC	Syrian Kuwaiti Insurance Company	4,147.87	-	0.00%	336.00
UIC	United Insurance Company	3,204.00	-	0.00%	-

Other Sectors:

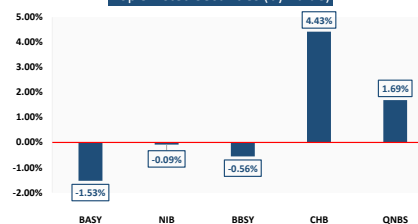
Damascus Security Exchange market is divided into 6 sectors including the banking and insurance sectors, this paragraph illustrates the performance of the other sectors as of the session dated 30/10/2024. The below sectors reached record levels of value traded (SYP 66.41Mln) and volume traded (3136 shares). The most tradable sector was the Manufacturing Sector executing 2118 shares for SYP 58.28Mln.

Symbol	Name	Closing Price	Price Change	Change %	Volume
Manufacturing Sector					
ABC	Al Badia Cement	17,010.47	-	0.00%	58.00
AVOC	Al - Ahliyah Vegetable Oil Company	27,814.00	1,324.00	5.00%	2,060.00
Services Sector					
AHT	Al - Ahliyah Co. for Transport	7,987.00	380.00	5.00%	1,018.00
UG	United Group	390.50	-	0.00%	-
Telecommunication Sector					
MTN	MTN - Syria	8,737.00	-	0.00%	-
SYTEL	Syriatel	71,537.68	-	0.00%	-
Agricultural Sector					
NAMA	Nama Co.	100.00	-	0.00%	-

DWX Index Month-over-Month



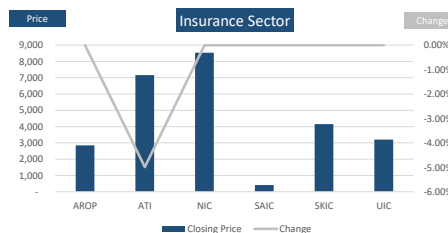
Top 5 Listed Securities (by Value)



Banking Sector



Insurance Sector



Other Sectors

