

Prepared by: Bemo Saudi Fransi Finance  
Prepared to: BSFF Clients  
Date: 29/10/2025

This report is prepared for the purpose of illustrating the performance of DSE through the trading session dated **29-Oct-25**  
- Regarding Wednesday's trading session, the table below reflects the trading summary along with the movement of DWX index:

Market Summary		DWX		DWX % Change	
Share Volume	285,636.00	Previous Value	147,753.38	Last Session	0.04%
SYP Value	840,871,509.00	Today's Value	147,808.71	Last Week	-0.62%
No. of Trades	247	SYP Change	55.33	Last Month	-6.67%

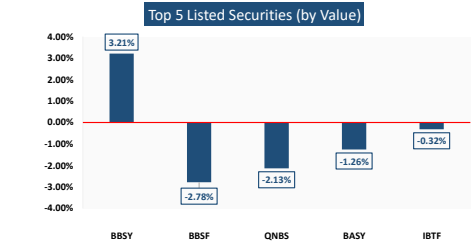
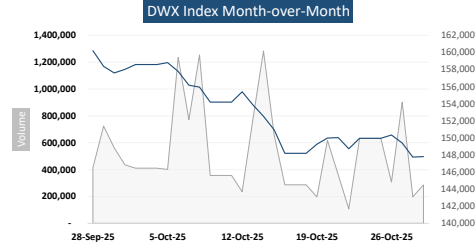
**I. Key Market Highlight**

- During Wednesday's session, 247 transactions with an aggregate volume of 285636 shares and a value of SYP 840.87Mln was recorded on the DSE trading platform.
- Overall, during the session, 12 out of the 27 listed stocks recorded market activities, amongst which 1 listed security witnessed positive share price movements while 4 listed securities recorded negative share price movements.
- As for the index, DWX advanced by 55.33 points (0.04%) compared to the last session to close at 147808.71 points.

**II. Top 5 Listed Securities**

The top five listed securities occupied (illustrated below) 92.02% of the total value recorded during the session:

Symbol	Name	Change%	Volume	Value
BBSY	Al Barakah Bank - Syria	3.21%	98,505.00	269,830,907.00
BBSF	Banque Bemo Saudi Fransi	-2.78%	77,419.00	180,719,871.00
QNBS	Qatar National Bank	-2.13%	19,063.00	145,895,829.00
BASY	Ahli Trust Bank	-1.26%	60,835.00	98,158,762.00
IBTF	The International Bank for Trade & Finance	-0.32%	16,447.00	79,171,178.00

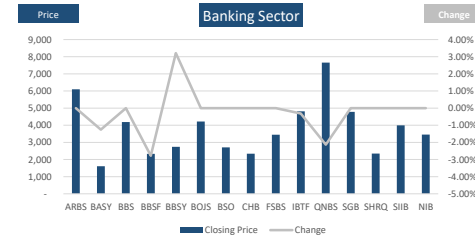


**III. Session Summary by Sector**

**Banking Sector:**

The banking sector index which only accommodates share price changes while weighing all listed bank stocks equally, decreased by -0.22%. Furthermore, the decrease in the banking index value is mainly due to the decrease in share prices for securities such as QNBS, BASY, IBTF respectively.

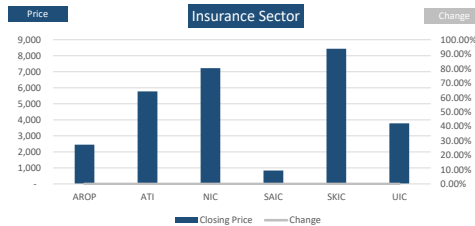
Symbol	Name	Closing Price	Price Change	Change %	Vloume
ARBS	Arab Bank - Syria	6,099.06	-	0.00%	-
BASY	Ahli Trust Bank	1,613.52	(20.55)	-1.26%	60,835.00
BBS	Shahba Bank	4,191.38	-	0.00%	-
BBSF	Banque Bemo Saudi Fransi	2,334.31	(66.69)	-2.78%	77,419.00
BBSY	Al Barakah Bank - Syria	2,739.26	85.17	3.21%	98,505.00
BOIS	Bank of Jordan - Syria	4,223.00	-	0.00%	4,981.00
BSO	Bank of Syria and Overseas	2,708.00	-	0.00%	2.00
CHB	Cham Bank	2,338.00	-	0.00%	-
FSBS	Fransabank - Syria	3,444.72	-	0.00%	-
IBTF	The International Bank for Trade & Finance	4,813.72	(15.30)	-0.32%	16,447.00
QNBS	Qatar National Bank	7,653.35	(166.69)	-2.13%	19,063.00
SGB	Syria Gulf Bank	4,780.89	-	0.00%	-
SHRQ	Bank Al - Sharq	2,351.76	-	0.00%	6,471.00
SIIB	Syria International Islamic Bank	3,991.40	-	0.00%	-
NIB	National Islamic Bank	3,456.02	-	0.00%	1,163.00



**Insurance Sector:**

The insurance sector index which only accommodates share price changes while weighing all listed stocks equally, remains unchanged as the index closing price on the previous day.

Symbol	Name	Closing Price	Price Change	Change %	Vloume
AROP	Arope Syria	2,452.00	-	0.00%	200.00
ATI	Al - Aqeelah Takaful Insurance	5,771.20	-	0.00%	-
NIC	National Insurance Co.	7,230.02	-	0.00%	-
SAIC	Solidarity Alliance Insurance Company	836.50	-	0.00%	-
SKIC	Syrian Kuwaiti Insurance Company	8,433.03	-	0.00%	-
UIC	United Insurance Company	3,780.00	-	0.00%	-



**Other Sectors:**

Damascus Security Exchange market is divided into 5 sectors including the banking and insurance sectors, this paragraph illustrates the performance of the other sectors as of the session dated 10/29/2025  
The below sectors reached record levels of value traded ( SYP 28.18Mln ) and volume traded ( 550 shares).  
The most tradable sector was the Manufacturing Sector executing 484 shares for SYP 27.26Mln.

Symbol	Name	Closing Price	Price Change	Change %	Vloume
<b>Manufacturing Sector</b>					
ABC	Al Badia Cement	56,759.98	-	0.00%	484.00
AVOC	Al - Ahliah Vegetable Oil Company	37,049.21	-	0.00%	-
<b>Services Sector</b>					
AHT	Al - Ahliah Co. for Transport	14,751.45	-	0.00%	66.00
UG	United Group	390.50	-	0.00%	-
<b>Telecommunication Sector</b>					
MTN	MTN - Syria	13,548.00	-	0.00%	-
SYTEL	Syriatel	110,480.00	-	0.00%	-

