

Daily Report

Prepared by: Bemo Saudi Fransi Finance
Prepared to: BSFF Clients
Date: 29/10/2024

This report is prepared for the purpose of illustrating the performance of DSE through the trading session dated 29-Oct-24 - Regarding Tuesday's trading session, the table below reflects the trading summary along with the movement of DWX index:

| Market Summary | DWX | DWX % Change |
|----------------|------------------|--------------|
| Share Volume | 1,693,732.00 | 91,277.39 |
| SYP Value | 5,520,642,825.00 | 91,320.08 |
| No. of Trades | 334.00 | 42.69 |
| | Previous Value | Last Session |
| | Today's Value | Last Week |
| | SYP Change | Last Month |
| | | 0.05% |
| | | 3.91% |
| | | 5.69% |

I. Key Market Highlight

- During Tuesday's session, 334 transactions with an aggregate volume of 1693732 shares and a value of SYP 5520.64Mln was recorded on the DSE trading platform. Furthermore, it is worth noting that the stock market recorded 1 transaction as Block Trades on QNBS for 1000000 shares.
- Overall, during the session, 15 out of the 28 listed stocks recorded market activities, amongst which 8 listed securities witnessed positive share price movements while 4 listed securities recorded negative share price movements.
- As for the index, DWX advanced by 42.69 points (0.05%) compared to the last session to close at 91320.08 points.

II. Top 5 Listed Securities

The top five listed securities occupied (illustrated below) 98.06% of the total value recorded during the session:

| Symbol | Name | Change% | Volume | Value |
|--------|--------------------------------|---------|--------------|------------------|
| QNBS | Qatar National Bank | 0.83% | 1,002,200.00 | 4,006,447,700.00 |
| BBSY | Al Barakah Bank - Syria | 1.24% | 571,189.00 | 1,081,177,076.00 |
| CHB | Cham Bank | 1.73% | 74,915.00 | 219,787,120.00 |
| ATI | Al - Aqeelah Takaful Insurance | -4.99% | 8,749.00 | 65,932,464.00 |
| NIB | National Islamic Bank | -2.44% | 10,924.00 | 40,207,815.00 |

III. Session Summary by Sector

Banking Sector:

The banking sector index which only accommodates share price changes while weighing all listed bank stocks equally, increased by 0.26%. Furthermore, the increase in the banking index value is mainly due to the increase in share prices for securities such as FSBS, CHB, BSO respectively.

| Symbol | Name | Closing Price | Price Change | Change % | Volume |
|--------|--|---------------|--------------|----------|--------------|
| ARBS | Arab Bank - Syria | 7,250.00 | - | 0.00% | - |
| BASY | Ahli Trust Bank | 1,413.65 | 3.15 | 0.22% | 8,543.00 |
| BBS | Byblos Bank | 2,973.38 | - | 0.00% | - |
| BBSF | Banque Bemo Saudi Fransi | 2,007.05 | (48.10) | -2.34% | 2,000.00 |
| BBSY | Al Barakah Bank - Syria | 1,892.85 | 23.12 | 1.24% | 571,189.00 |
| BOJS | Bank of Jordan - Syria | 4,376.94 | (214.06) | -4.66% | 6,410.00 |
| BSO | Bank of Syria and Overseas | 3,589.47 | 59.47 | 1.68% | 2,350.00 |
| CHB | Cham Bank | 2,933.82 | 49.76 | 1.73% | 74,915.00 |
| FSBS | Fransabank - Syria | 2,337.48 | 109.63 | 4.92% | 2,100.00 |
| IBTF | The International Bank for Trade & Finance | 4,938.37 | - | 0.00% | - |
| QNBS | Qatar National Bank | 3,839.86 | 31.79 | 0.83% | 1,002,200.00 |
| SGB | Syria Gulf Bank | 5,056.65 | - | 0.00% | - |
| SHRQ | Bank Al - Sharq | 2,566.41 | - | 0.00% | 50.00 |
| SIIB | Syria International Islamic Bank | 4,857.18 | - | 0.00% | 1,000.00 |
| NIB | National Islamic Bank | 3,680.69 | (92.23) | -2.44% | 10,924.00 |

Insurance Sector:

The insurance sector index which only accommodates share price changes while weighing all listed stocks equally, decreased by -0.83%. Furthermore, the decrease in the insurance index value is mainly due to the decrease in share prices for securities such as ATI.

| Symbol | Name | Closing Price | Price Change | Change % | Volume |
|--------|---------------------------------------|---------------|--------------|----------|----------|
| AROP | Arope Syria | 2,850.00 | - | 0.00% | - |
| ATI | Al - Aqeelah Takaful Insurance | 7,536.00 | (395.87) | -4.99% | 8,749.00 |
| NIC | National Insurance Co. | 8,534.00 | - | 0.00% | - |
| SAIC | Solidarity Alliance Insurance Company | 386.50 | - | 0.00% | - |
| SKIC | Syrian Kuwaiti Insurance Company | 4,147.87 | - | 0.00% | - |
| UIC | United Insurance Company | 3,204.00 | - | 0.00% | - |

Other Sectors:

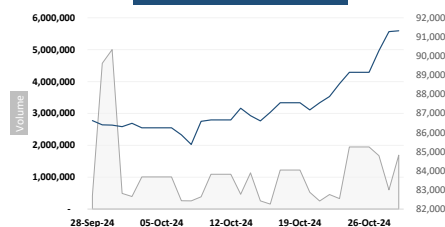
Damascus Security Exchange market is divided into 6 sectors including the banking and insurance sectors, this paragraph illustrates the performance of the other sectors as of the session dated 29/10/2024

The below sectors reached record levels of value traded (SYP 44.67Mln) and volume traded (3302 shares).

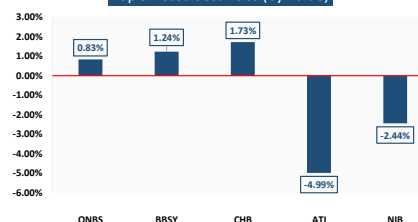
The most tradable sector was the Manufacturing Sector executing 2010 shares for SYP 34.84Mln.

| Symbol | Name | Closing Price | Price Change | Change % | Volume |
|---------------------------------|------------------------------------|---------------|--------------|----------|----------|
| Manufacturing Sector | | | | | |
| ABC | Al Badia Cement | 17,010.47 | 50.81 | 0.30% | 1,950.00 |
| AVOC | Al - Ahliyah Vegetable Oil Company | 26,490.00 | - | 0.00% | 60.00 |
| Services Sector | | | | | |
| AHT | Al - Ahliyah Co. for Transport | 7,607.00 | 362.00 | 5.00% | 1,292.00 |
| UG | United Group | 390.50 | - | 0.00% | - |
| Telecommunication Sector | | | | | |
| MTN | MTN - Syria | 8,737.00 | - | 0.00% | - |
| SYTEL | Syriatel | 71,537.68 | - | 0.00% | - |
| Agricultural Sector | | | | | |
| NAMA | Nama Co. | 100.00 | - | 0.00% | - |

DWX Index Month-over-Month



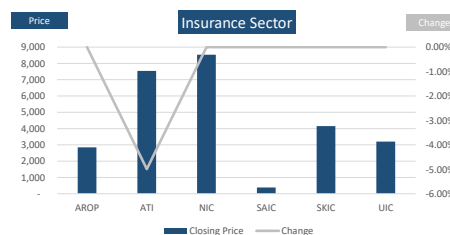
Top 5 Listed Securities (by Value)



Banking Sector



Insurance Sector



Other Sectors

