

Daily Report

Prepared by: Bemo Saudi Fransi Finance
Prepared to: BSFF Clients
Date: 27/1/2026

This report is prepared for the purpose of illustrating the performance of DSE through the trading session dated 27-Jan-26
- Regarding Tuesday's trading session, the table below reflects the trading summary along with the movement of DWX index:

Market Summary		DWX		DWX % Change
Share Volume	481,361.00	Previous Value	137,502.51	Last Session 1.33%
SYP Value	14,642,023.17	Today's Value	139,327.13	Last Week 3.74%
No. of Trades	177	SYP Change	1,824.62	Last Month 1.04%

I. Key Market Highlight

- During Tuesday's session, 177 transactions with an aggregate volume of 481361 shares and a value of SYP 14.64Mln was recorded on the DSE trading platform. Furthermore, it is worth noting that the stock market recorded 2 transactions as Block Trades on BBSY for 200000 shares, QNBS for 200000 shares.
- Overall, during the session, 10 out of the 27 listed stocks recorded market activities, amongst which 3 listed securities witnessed positive share price movements while 1 listed security recorded negative share price movements.
- As for the index, DWX advanced by 1824.62 points (1.33%) compared to the last session to close at 139327.13 points.

II. Top 5 Listed Securities

The top five listed securities occupied (illustrated below) 98.97% of the total value recorded during the session:

Symbol	Name	Change%	Volume	Value
QNBS	Qatar National Bank	2.10%	217,470.00	5,644,351.72
BBSY	Al Barakah Bank - Syria	-0.80%	230,700.00	5,321,711.41
ABC	Al Badia Cement	4.90%	4,058.00	2,603,505.91
AHT	Al - Ahliyah Co. for Transport	0.00%	4,057.00	568,547.98
IBTF	The International Bank for Trade & Finance	0.23%	20,321.00	353,714.40

III. Session Summary by Sector

Banking Sector:

The banking sector index which only accommodates share price changes while weighing all listed bank stocks equally, increased by 0.1%. Furthermore, the increase in the banking index value is mainly due to the increase in share prices for securities such as QNBS and IBTF respectively.

Banking Sector					
Symbol	Name	Closing Price	Price Change	Change %	Volume
ARBS	Arab Bank - Syria	60.99	-	0.00%	-
BASY	Ahli Trust Bank	14.46	-	0.00%	2,135.00
BBS	Shahba Bank	39.82	-	0.00%	-
BBSF	Banque Bemo Saudi Fransi	20.55	-	0.00%	583.00
BBSY	Al Barakah Bank - Syria	23.51	(0.19)	-0.80%	230,700.00
BOIS	Bank of Jordan - Syria	40.12	-	0.00%	-
BSO	Bank of Syria and Overseas	15.00	-	0.00%	-
CHB	Cham Bank	23.38	-	0.00%	-
FSBS	Fransabank - Syria	25.35	-	0.00%	-
IBTF	The International Bank for Trade & Finance	17.41	0.04	0.23%	20,321.00
QNBS	Qatar National Bank	27.72	0.57	2.10%	217,470.00
SGB	Syria Gulf Bank	47.81	-	0.00%	-
SHRQ	Bank Al - Sharq	20.92	-	0.00%	1,840.00
SIIB	Syria International Islamic Bank	39.91	-	0.00%	-
NIB	National Islamic Bank	28.11	-	0.00%	8.00

Insurance Sector:

The insurance sector index which only accommodates share price changes while weighing all listed stocks equally, remains unchanged as the index closing price on the previous day.

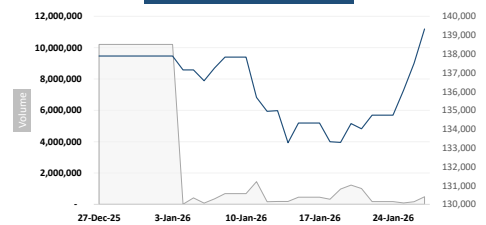
Insurance Sector					
Symbol	Name	Closing Price	Price Change	Change %	Volume
AROP	Arope Syria	24.52	-	0.00%	-
ATI	Al - Aqeelah Takaful Insurance	57.71	-	0.00%	-
NIC	National Insurance Co.	68.69	-	0.00%	-
SAIC	Solidarity Alliance Insurance Company	8.37	-	0.00%	-
SKIC	Syrian Kuwaiti Insurance Company	84.33	-	0.00%	-
UIC	United Insurance Company	25.09	-	0.00%	-

Other Sectors:

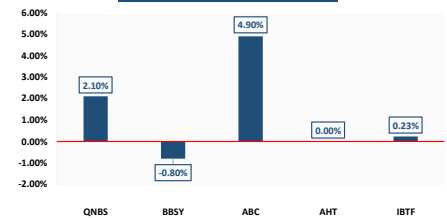
Damascus Security Exchange market is divided into 5 sectors including the banking and insurance sectors, this paragraph illustrates the performance of the other sectors as of the session dated 1/27/2026
The below sectors reached record levels of value traded (SYP 3.24Mln) and volume traded (8304 shares).
The most tradable sector was the Manufacturing Sector executing 4247 shares for SYP 2.67Mln.

Other Sectors					
Symbol	Name	Closing Price	Price Change	Change %	Volume
Manufacturing Sector					
ABC	Al Badia Cement	641.57	29.94	4.90%	4,058.00
AVOC	Al - Ahliyah Vegetable Oil Company	354.12	-	0.00%	189.00
Services Sector					
AHT	Al - Ahliyah Co. for Transport	147.51	-	0.00%	4,057.00
UG	United Group	3.91	-	0.00%	-
Telecommunication Sector					
MTN	MTN - Syria	135.48	-	0.00%	-
SYTEL	Syriatel	1,104.80	-	0.00%	-

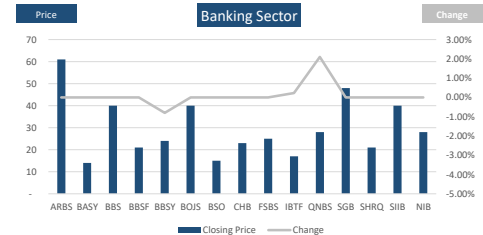
DWX Index Month-over-Month



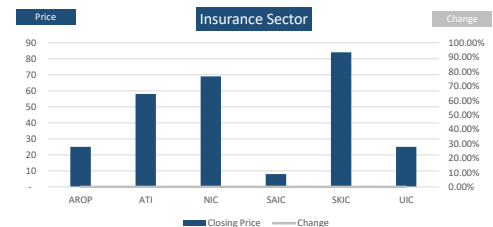
Top 5 Listed Securities (by Value)



Banking Sector



Insurance Sector



Other Sectors

