

Daily Report

Prepared by: Bemo Saudi Fransi Finance  
Prepared to: BSFF Clients  
Date: 25/07/2024

This report is prepared for the purpose of illustrating the performance of DSE through the trading session dated 25-Jul-24 - Regarding Thursday's trading session, the table below reflects the trading summary along with the movement of DWX index:

Market Summary		DWX		DWX % Change	
Share Volume	219,432.00	Previous Value	78,201.34	Last Session	-0.88%
SYP Value	715,745,907.00	Today's Value	77,516.11	Last Week	-2.90%
No. of Trades	285.00	SYP Change	(685.23)	Last Month	2.11%

I. Key Market Highlight

- During Thursday's session, 285 transactions with an aggregate volume of 219432 shares and a value of SYP 715.75Mln was recorded on the DSE trading platform.

- Overall, during the session, 19 out of the 28 listed stocks recorded market activities, amongst which 3 listed securities witnessed positive share price movements while 10 listed securities recorded negative share price movements.

- As for the index, DWX declined by -685.23 points (-0.88%) compared to the last session to close at 77516.11 points.

II. Top 5 Listed Securities

The top five listed securities occupied (illustrated below) 71.15% of the total value recorded during the session:

Symbol	Name	Change%	Volume	Value
SIIB	Syria International Islamic Bank	-2.72%	41,308.00	169,913,168.00
BBSY	Al Barakah Bank - Syria	-1.25%	30,713.00	111,535,626.00
ARBS	Arab Bank - Syria	4.80%	12,737.00	90,773,145.00
NIB	National Islamic Bank	-1.47%	32,803.00	77,099,005.00
ATI	Al - Aqeelah Takaful Insurance	3.03%	24,056.00	59,952,788.00

III. Session Summary by Sector

Banking Sector:

The banking sector index which only accommodates share price changes while weighing all listed bank stocks equally, decreased by -0.94%. Furthermore, the decrease in the banking index value is mainly due to the decrease in share prices for securities such as SHRQ, BBSF, SIIB respectively.

Banking Sector					
Symbol	Name	Closing Price	Price Change	Change %	Volume
ARBS	Arab Bank - Syria	7,126.73	326.34	4.80%	12,737.00
BASY	Ahli Trust Bank	1,668.11	(31.56)	-1.86%	32,835.00
BBS	Byblos Bank	3,019.09	-	0.00%	-
BBSF	Banque Bemo Saudi Fransi	2,707.52	(110.67)	-3.93%	6,242.00
BBSY	Al Barakah Bank - Syria	3,631.54	(45.84)	-1.25%	30,713.00
BOJS	Bank of Jordan - Syria	4,444.98	-	0.00%	1,021.00
BSO	Bank of Syria and Overseas	2,729.10	-	0.00%	1,798.00
CHB	Cham Bank	8,908.27	(2.22)	-0.02%	2,795.00
FSBS	Fransabank - Syria	2,248.62	-	0.00%	-
IBTF	The International Bank for Trade & Finance	5,226.78	89.72	1.75%	835.00
QNBS	Qatar National Bank	3,609.93	-	0.00%	-
SGB	Syria Gulf Bank	3,659.00	(191.93)	-4.98%	2,000.00
SHRQ	Bank Al - Sharq	2,465.40	(126.58)	-4.88%	21,620.00
SIIB	Syria International Islamic Bank	4,113.32	(115.13)	-2.72%	41,308.00
NIB	National Islamic Bank	2,350.36	(35.03)	-1.47%	32,803.00

Insurance Sector:

The insurance sector index which only accommodates share price changes while weighing all listed stocks equally, decreased by -0.33%. Furthermore, the decrease in the insurance index value is mainly due to the decrease in share prices for securities such as UIC.

Insurance Sector					
Symbol	Name	Closing Price	Price Change	Change %	Volume
AROP	Arope Syria	2,850.00	-	0.00%	-
ATI	Al - Aqeelah Takaful Insurance	2,492.22	73.31	3.03%	24,056.00
NIC	National Insurance Co.	8,435.00	-	0.00%	1.00
SAIC	Solidarity Alliance Insurance Company	289.60	-	0.00%	-
SKIC	Syrian Kuwaiti Insurance Company	4,147.87	-	0.00%	-
UIC	United Insurance Company	2,724.37	(142.81)	-4.98%	4,001.00

Other Sectors:

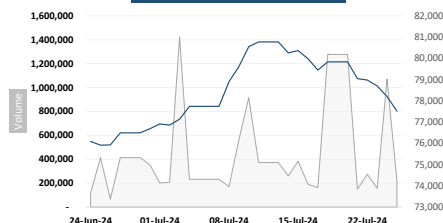
Damascus Security Exchange market is divided into 6 sectors including the banking and insurance sectors, this paragraph illustrates the performance of the other sectors as of the session dated 25/07/2024

The below sectors reached record levels of value traded (SYP 24.95Mln) and volume traded (4667 shares).

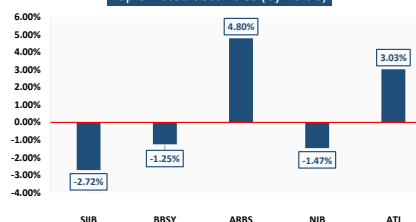
The most tradable sector was the Services Sector executing 4619 shares for SYP 23.14Mln.

Other Sectors					
Symbol	Name	Closing Price	Price Change	Change %	Volume
Manufacturing Sector					
ABC	Al Badia Cement	15,450.00	-	0.00%	2.00
AVOC	Al - Ahliyah Vegetable Oil Company	15,978.22	-	0.00%	-
Services Sector					
AHT	Al - Ahliyah Co. for Transport	5,044.94	(69.35)	-1.36%	4,584.00
UG	United Group	390.50	-	0.00%	35.00
Telecommunication Sector					
MTN	MTN - Syria	8,737.00	-	0.00%	-
SYTEL	Syriatel	40,681.90	-	0.00%	46.00
Agricultural Sector					
NAMA	Nama Co.	100.00	-	0.00%	-

DWX Index Month-over-Month



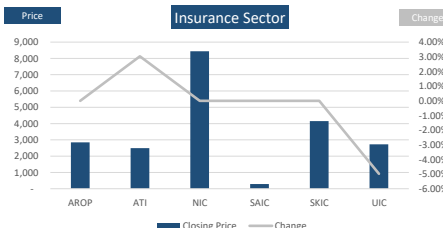
Top 5 Listed Securities (by Value)



Banking Sector



Insurance Sector



Other Sectors

