

Daily Report

بمؤ السعدي الفرنسي المالية
BEMO SAUDI FRANSI FINANCE

Prepared by: Bemo Saudi Fransi Finance
Prepared to: BSFF Clients
Date: 24/6/2025

This report is prepared for the purpose of illustrating the performance of DSE through the trading session dated 24-Jun-25
- Regarding Tuesday's trading session, the table below reflects the trading summary along with the movement of DWX index:

Market Summary		DWX		DWX % Change
Share Volume	107,276.00	Previous Value	121,335.59	Last Session 2.94%
SYP Value	460,699,852.00	Today's Value	124,903.27	Last Week 8.80%
No. of Trades	71	SYP Change	3,567.68	Last Month 25.29%

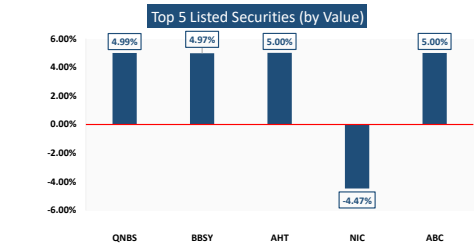
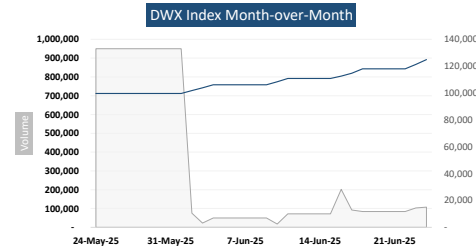
I. Key Market Highlight

- During Tuesday's session, 71 transactions with an aggregate volume of 107276 shares and a value of SYP 460.7Mln was recorded on the DSE trading platform.
- Overall, during the session, 12 out of the 27 listed stocks recorded market activities, amongst which 10 listed securities witnessed positive share price movements while 1 listed security recorded negative share price movements.
- As for the index, DWX advanced by 3567.68 points (2.94%) compared to the last session to close at 124903.27 points.

II. Top 5 Listed Securities

The top five listed securities occupied (illustrated below) 86.7% of the total value recorded during the session:

Symbol	Name	Change%	Volume	Value
QNBS	Qatar National Bank	4.99%	40,700.00	240,537,000.00
BBSY	Al Barakah Bank - Syria	4.97%	42,637.00	70,223,139.00
AHT	Al - Ahliyah Co. for Transport	5.00%	3,435.00	41,773,035.00
NIC	National Insurance Co.	-4.47%	3,224.00	27,595,338.00
ABC	Al Badia Cement	5.00%	400.00	19,294,000.00

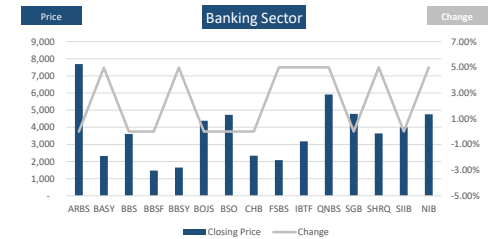


III. Session Summary by Sector

Banking Sector:

The banking sector index which only accommodates share price changes while weighing all listed bank stocks equally, increased by 2.33%. Furthermore, the increase in the banking index value is mainly due to the increase in share prices for securities such as IBTF, QNBS, SHRQ respectively.

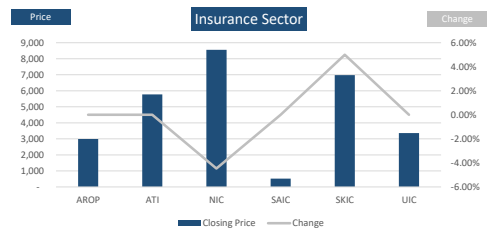
Symbol	Name	Closing Price	Price Change	Change %	Vloume
ARBS	Arab Bank - Syria	7,687.00	-	0.00%	-
BASY	Ahli Trust Bank	2,325.00	110.00	4.97%	2,100.00
BBS	Shahba Bank	3,610.00	-	0.00%	-
BBSF	Banque Bemo Saudi Fransi	1,470.76	-	0.00%	-
BBSY	Al Barakah Bank - Syria	1,647.00	78.00	4.97%	42,637.00
BOIS	Bank of Jordan - Syria	4,377.00	-	0.00%	-
BSO	Bank of Syria and Overseas	4,722.00	-	0.00%	-
CHB	Cham Bank	2,338.00	-	0.00%	-
FSBS	Fransabank - Syria	2,083.00	99.00	4.99%	2,300.00
IBTF	The International Bank for Trade & Finance	3,173.00	151.00	5.00%	2,500.00
QNBS	Qatar National Bank	5,910.00	281.00	4.99%	40,700.00
SGB	Syria Gulf Bank	4,780.89	-	0.00%	-
SHRQ	Bank Al - Sharq	3,639.00	173.00	4.99%	5,000.00
SIIB	Syria International Islamic Bank	3,991.40	-	0.00%	-
NIB	National Islamic Bank	4,759.00	226.00	4.99%	3,400.00



Insurance Sector:

The insurance sector index which only accommodates share price changes while weighing all listed stocks equally, increased by 0.09%. Furthermore, the increase in the insurance index value is mainly due to the increase in share prices for securities such as SKIC.

Symbol	Name	Closing Price	Price Change	Change %	Vloume
AROP	Arope Syria	2,992.00	-	0.00%	-
ATI	Al - Aqeelah Takaful Insurance	5,771.20	-	0.00%	-
NIC	National Insurance Co.	8,559.35	(400.17)	-4.47%	3,224.00
SAIC	Solidarity Alliance Insurance Company	516.00	-	0.00%	-
SKIC	Syrian Kuwaiti Insurance Company	6,973.00	332.00	5.00%	1,080.00
UIC	United Insurance Company	3,362.00	-	0.00%	500.00



Other Sectors:

Damascus Security Exchange market is divided into 5 sectors including the banking and insurance sectors, this paragraph illustrates the performance of the other sectors as of the session dated 6/24/2025
The below sectors reached record levels of value traded (SYP 61.07Mln) and volume traded (3835 shares).
The most tradable sector was the Services Sector executing 3435 shares for SYP 41.77Mln.

Symbol	Name	Closing Price	Price Change	Change %	Vloume
Manufacturing Sector					
ABC	Al Badia Cement	48,235.00	2,296.00	5.00%	400.00
AVOC	Al - Ahliyah Vegetable Oil Company	30,557.00	-	0.00%	-
Services Sector					
AHT	Al - Ahliyah Co. for Transport	12,161.00	579.00	5.00%	3,435.00
UG	United Group	390.50	-	0.00%	-
Telecommunication Sector					
MTN	MTN - Syria	9,173.00	-	0.00%	-
SYTEL	Syriatel	110,480.00	-	0.00%	-

