

Prepared by: Bemo Saudi Fransi Finance
 Prepared to: BSFF Clients
 Date: 20/11/2024

This report is prepared for the purpose of illustrating the performance of DSE through the trading session dated **20-Nov-24**
 - Regarding Wednesday's trading session, the table below reflects the trading summary along with the movement of DWX index:

Market Summary		DWX		DWX % Change	
Share Volume	360,233.00	Previous Value	99,469.42	Last Session	1.24%
SYP Value	1,072,856,388.00	Today's Value	100,703.06	Last Week	1.58%
No. of Trades	396.00	SYP Change	1,233.64	Last Month	15.01%

I. Key Market Highlight

- During Wednesday's session, 396 transactions with an aggregate volume of 360233 shares and a value of SYP 1072.86Mn was recorded on the DSE trading platform. Furthermore, it is worth noting that the stock market recorded 1 transaction as Block Trades on BBSF for 47108 shares.
- Overall, during the session, 18 out of the 28 listed stocks recorded market activities, amongst which 9 listed securities witnessed positive share price movements while 6 listed securities recorded negative share price movements.
- As for the index, DWX advanced by 1233.64 points (1.24%) compared to the last session to close at 100703.06 points.

II. Top 5 Listed Securities

The top five listed securities occupied (illustrated below) 66.38% of the total value recorded during the session:

Symbol	Name	Change%	Volume	Value
BBSF	Banque Bemo Saudi Fransi	0.31%	139,662.00	246,101,832.00
QNBS	Qatar National Bank	0.97%	46,710.00	176,866,794.00
CHB	Cham Bank	2.69%	39,428.00	122,796,837.00
BBSY	Al Barakah Bank - Syria	-0.32%	52,579.00	92,313,362.00
SIB	Syria International Islamic Bank	-1.14%	15,447.00	74,127,284.00

III. Session Summary by Sector

Banking Sector:

The banking sector index which only accommodates share price changes while weighing all listed bank stocks equally, increased by 0.86%. Furthermore, the increase in the banking index value is mainly due to the increase in share prices for securities such as BASY, CHB, BSO respectively.

Banking Sector					
Symbol	Name	Closing Price	Price Change	Change %	Volume
ARBS	Arab Bank - Syria	7,100.00	-	0.00%	-
BASY	Ahli Trust Bank	1,555.00	73.46	4.96%	21,396.00
BBS	Byblos Bank	3,275.34	-	0.00%	-
BBSF	Banque Bemo Saudi Fransi	1,763.71	5.38	0.31%	139,662.00
BBSY	Al Barakah Bank - Syria	1,755.71	(5.71)	-0.32%	52,579.00
BOJS	Bank of Jordan - Syria	3,362.00	-	0.00%	-
BSO	Bank of Syria and Overseas	4,502.68	97.68	2.22%	2,957.00
CHB	Cham Bank	3,114.46	81.61	2.69%	39,428.00
FSBS	Fransabank - Syria	2,299.44	-	0.00%	480.00
IBTF	The International Bank for Trade & Finance	2,390.01	38.18	1.62%	5,400.00
QNBS	Qatar National Bank	3,786.49	36.23	0.97%	46,710.00
SGB	Syria Gulf Bank	4,938.02	-	0.00%	-
SHRQ	Bank Al - Sharq	2,699.29	19.49	0.73%	11,247.00
SIB	Syria International Islamic Bank	4,798.81	(55.48)	-1.14%	15,447.00
NIB	National Islamic Bank	3,891.71	(1.14)	-0.03%	6,035.00

Insurance Sector:

The insurance sector index which only accommodates share price changes while weighing all listed stocks equally, decreased by -0.43%. Furthermore, the decrease in the insurance index value is mainly due to the decrease in share prices for securities such as ATI.

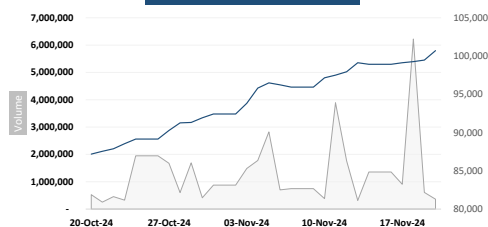
Insurance Sector					
Symbol	Name	Closing Price	Price Change	Change %	Volume
AROP	Arope Syria	2,850.00	-	0.00%	580.00
ATI	Al - Aqeelah Takaful Insurance	5,602.46	(146.90)	-2.56%	11,630.00
NIC	National Insurance Co.	9,048.00	-	0.00%	-
SAIC	Solidarity Alliance Insurance Company	425.50	-	0.00%	-
SKIC	Syrian Kuwaiti Insurance Company	4,961.50	-	0.00%	-
UIC	United Insurance Company	3,204.00	-	0.00%	300.00

Other Sectors:

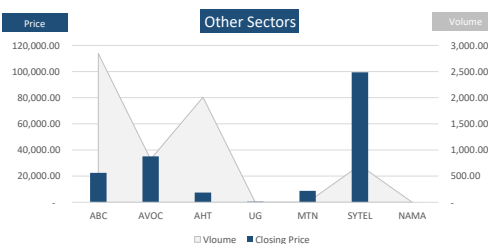
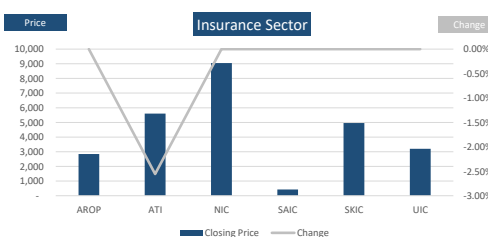
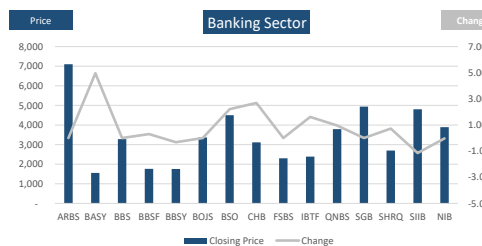
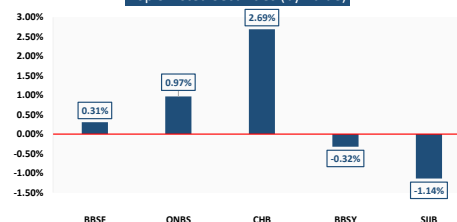
Damascus Security Exchange market is divided into 6 sectors including the banking and insurance sectors, this paragraph illustrates the performance of the other sectors as of the session dated 20/11/2024
 The below sectors reached record levels of value traded (SYP 178.43Mn) and volume traded (6382 shares).
 The most tradable sector was the Manufacturing Sector executing 3665 shares for SYP 93Mn.







Other Sectors					
Symbol	Name	Closing Price	Price Change	Change %	Volume
Manufacturing Sector					
ABC	Al Badia Cement	22,565.93	1,073.93	5.00%	2,844.00
AVOC	Al - Ahliyah Vegetable Oil Company	35,104.00	(1,846.63)	-5.00%	821.00
Services Sector					
AHT	Al - Ahliyah Co. for Transport	7,471.51	(54.08)	-0.72%	2,009.00
UG	United Group	390.50	-	0.00%	-
Telecommunication Sector					
MTN	MTN - Syria	8,737.00	-	0.00%	-
SYTEL	Syriatel	99,471.68	2,450.91	2.53%	708.00
Agricultural Sector					
NAMA	Nama Co.	100.00	-	0.00%	-

DWX Index Month-over-Month



Top 5 Listed Securities (by Value)







0%
0%
0%
0%
30%
30%
30%

;
%
%
%
%
%
%

;
;
;
;
;