

Daily Report

بيمو السعودي الفرنسي المالية
BEMO SAUDI FRANSI FINANCE

Prepared by: Bemo Saudi Fransi Finance
Prepared to: BSFF Clients
Date: 19/6/2025

This report is prepared for the purpose of illustrating the performance of DSE through the trading session dated **17-Jun-25**
- Regarding Tuesday's trading session, the table below reflects the trading summary along with the movement of DWX index:

Market Summary		DWX		DWX % Change	
Share Volume	92,592.00	Previous Value	112,594.22	Last Session	1.96%
SYP Value	535,762,063.00	Today's Value	114,797.44	Last Week	5.94%
No. of Trades	181	SYP Change	2,203.22	Last Month	15.15%

I. Key Market Highlight

- During Tuesday's session, 181 transactions with an aggregate volume of 92592 shares and a value of SYP 535.76Mln was recorded on the DSE trading platform.
- Overall, during the session, 13 out of the 27 listed stocks recorded market activities, amongst which 11 listed securities witnessed positive share price movements while 0 listed securities recorded negative share price movements.
- As for the index, DWX advanced by 2203.22 points (1.96%) compared to the last session to close at 114797.44 points.

II. Top 5 Listed Securities

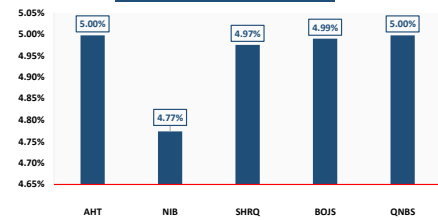
The top five listed securities occupied (illustrated below) 94.41% of the total value recorded during the session:

Symbol	Name	Change%	Volume	Value
AHT	Al - Ahliyah Co. for Transport	5.00%	26,221.00	275,477,826.00
NIB	National Islamic Bank	4.77%	40,935.00	168,357,185.00
SHRQ	Bank Al - Sharq	4.97%	9,880.00	31,062,720.00
BOJS	Bank of Jordan - Syria	4.99%	4,615.00	20,199,855.00
QNBS	Qatar National Bank	5.00%	2,100.00	10,722,600.00

DWX Index Month-over-Month



Top 5 Listed Securities (by Value)

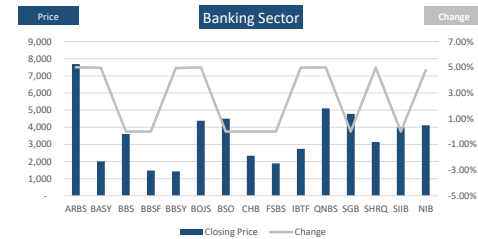


III. Session Summary by Sector

Banking Sector:

The banking sector index which only accommodates share price changes while weighing all listed bank stocks equally, increased by 2.64%. Furthermore, the increase in the banking index value is mainly due to the increase in share prices for securities such as ARBS, QNBS, BOJS respectively.

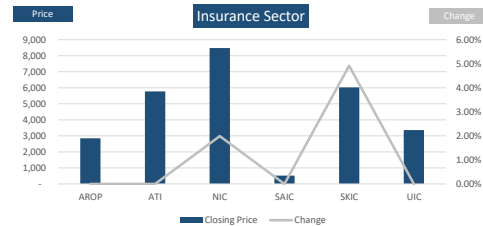
Banking Sector					
Symbol	Name	Closing Price	Price Change	Change %	Vlomme
ARBS	Arab Bank - Syria	7,687.00	366.00	5.00%	510.00
BASY	Ahli Trust Bank	2,010.00	95.00	4.96%	2,001.00
BBS	Shahba Bank	3,610.00	-	0.00%	-
BBSF	Banque Bemo Saudi Fransi	1,470.76	-	0.00%	-
BSY	Al Barakah Bank - Syria	1,424.00	67.00	4.94%	2,100.00
BOJS	Bank of Jordan - Syria	4,377.00	208.00	4.99%	4,615.00
BSO	Bank of Syria and Overseas	4,498.00	-	0.00%	-
CHB	Cham Bank	2,338.00	-	0.00%	-
FSBS	Fransabank - Syria	1,890.00	-	0.00%	-
IBTF	The International Bank for Trade & Finance	2,742.00	130.00	4.98%	2,300.00
QNBS	Qatar National Bank	5,106.00	243.00	5.00%	2,100.00
SGB	Syria Gulf Bank	4,780.89	-	0.00%	-
SHRQ	Bank Al - Sharq	3,144.00	149.00	4.97%	9,880.00
SIIB	Syria International Islamic Bank	3,991.40	-	0.00%	-
NIB	National Islamic Bank	4,112.79	187.38	4.77%	40,935.00



Insurance Sector:

The insurance sector index which only accommodates share price changes while weighing all listed stocks equally, increased by 1.15%. Furthermore, the increase in the insurance index value is mainly due to the increase in share prices for securities such as SKIC and NIC respectively.

Insurance Sector					
Symbol	Name	Closing Price	Price Change	Change %	Vlomme
AROP	Arope Syria	2,850.00	-	0.00%	-
ATI	Al - Aqeelah Takaful Insurance	5,771.20	-	0.00%	-
NIC	National Insurance Co.	8,476.35	165.40	1.99%	427.00
SAIC	Solidarity Alliance Insurance Company	516.00	-	0.00%	-
SKIC	Syrian Kuwaiti Insurance Company	6,024.32	282.32	4.92%	951.00
UIC	United Insurance Company	3,362.00	-	0.00%	500.00



Other Sectors:

Damascus Security Exchange market is divided into 5 sectors including the banking and insurance sectors, this paragraph illustrates the performance of the other sectors as of the session dated 6/17/2025
The below sectors reached record levels of value traded (SYP 277.07Mln) and volume traded (26273 shares).
The most tradable sector was the Services Sector executing 26221 shares for SYP 275.48Mln.

Other Sectors					
Symbol	Name	Closing Price	Price Change	Change %	Vlomme
Manufacturing Sector					
ABC	Al Badia Cement	41,669.00	-	0.00%	-
AVOC	Al - Ahliyah Vegetable Oil Company	29,102.00	-	0.00%	52.00
Services Sector					
AHT	Al - Ahliyah Co. for Transport	10,506.00	500.00	5.00%	26,221.00
UG	United Group	390.50	-	0.00%	-
Telecommunication Sector					
MTN	MTN - Syria	9,173.00	-	0.00%	-
SYTEL	Syriatel	110,480.00	-	0.00%	-

