

Daily Report

Prepared by: Bemo Saudi Fransi Finance
Prepared to: BSFF Clients
Date: 14/11/2024

This report is prepared for the purpose of illustrating the performance of DSE through the trading session dated 14-Nov-24 - Regarding Thursday's trading session, the table below reflects the trading summary along with the movement of DWX index:

Market Summary	DWX	DWX % Change
Share Volume	1,358,792.00	99,132.66
SYP Value	3,417,325,378.00	98,927.62
No. of Trades	685.00	(205.04)
	Previous Value	Last Session
	Today's Value	Last Week
	SYP Change	Last Month
		-0.21%
		3.12%
		14.22%

I. Key Market Highlight

- During Thursday's session, 685 transactions with an aggregate volume of 1358792 shares and a value of SYP 3417.33Mln was recorded on the DSE trading platform. Furthermore, it is worth noting that the stock market recorded 1 transaction as Block Trades on NIB for 30674 shares.
- Overall, during the session, 19 out of the 28 listed stocks recorded market activities, amongst which 2 listed securities witnessed positive share price movements while 12 listed securities recorded negative share price movements.
- As for the index, DWX declined by -205.04 points (-0.21%) compared to the last session to close at 98927.62 points.

II. Top 5 Listed Securities

The top five listed securities occupied (illustrated below) 73.37% of the total value recorded during the session:

Symbol	Name	Change%	Volume	Value
BASY	Ahli Trust Bank	2.12%	882,317.00	1,277,909,444.00
NIB	National Islamic Bank	-0.10%	112,297.00	447,994,453.00
QNBS	Qatar National Bank	-0.22%	83,813.00	318,806,421.00
ABC	Al Badia Cement	-4.57%	13,620.00	253,415,802.00
SYTEL	Syriatel	4.76%	2,117.00	209,036,404.00

III. Session Summary by Sector

Banking Sector:

The banking sector index which only accommodates share price changes while weighing all listed bank stocks equally, decreased by -0.65%. Furthermore, the decrease in the banking index value is mainly due to the decrease in share prices for securities such as BBSF, CHB, SIIB respectively.

Banking Sector

Symbol	Name	Closing Price	Price Change	Change %	Volume
ARBS	Arab Bank - Syria	7,100.00	-	0.00%	-
BASY	Ahli Trust Bank	1,448.36	30.00	2.12%	882,317.00
BBS	Byblos Bank	3,122.00	-	0.00%	-
BBSF	Banque Bemo Saudi Fransi	1,716.81	(62.55)	-3.52%	73,585.00
BBSY	Al Barakah Bank - Syria	1,763.73	(4.81)	-0.27%	70,174.00
BOJS	Bank of Jordan - Syria	3,202.00	-	0.00%	1,465.00
BSO	Bank of Syria and Overseas	4,880.00	(256.06)	-4.99%	11,038.00
CHB	Cham Bank	3,105.03	(38.06)	-1.21%	60,063.00
FSBS	Fransabank - Syria	2,414.00	-	0.00%	75.00
IBTF	The International Bank for Trade & Finance	2,441.73	(6.27)	-0.26%	3,208.00
QNBS	Qatar National Bank	3,803.78	(8.46)	-0.22%	83,813.00
SGB	Syria Gulf Bank	4,938.02	-	0.00%	400.00
SHRQ	Bank Al - Sharq	2,798.40	-	0.00%	396.00
SIIB	Syria International Islamic Bank	4,860.26	(39.20)	-0.80%	31,987.00
NIB	National Islamic Bank	3,988.01	(4.01)	-0.10%	112,297.00

Insurance Sector:

The insurance sector index which only accommodates share price changes while weighing all listed stocks equally, decreased by -0.31%. Furthermore, the decrease in the insurance index value is mainly due to the decrease in share prices for securities such as ATI.

Insurance Sector

Symbol	Name	Closing Price	Price Change	Change %	Volume
AROP	Arope Syria	2,850.00	-	0.00%	-
ATI	Al - Aqeelah Takaful Insurance	5,751.86	(107.52)	-1.84%	1,255.00
NIC	National Insurance Co.	9,048.00	-	0.00%	-
SAIC	Solidarity Alliance Insurance Company	425.50	-	0.00%	-
SKIC	Syrian Kuwaiti Insurance Company	4,961.50	-	0.00%	-
UIC	United Insurance Company	3,204.00	-	0.00%	320.00

Other Sectors:

Damascus Security Exchange market is divided into 6 sectors including the banking and insurance sectors, this paragraph illustrates the performance of the other sectors as of the session dated 14/11/2024

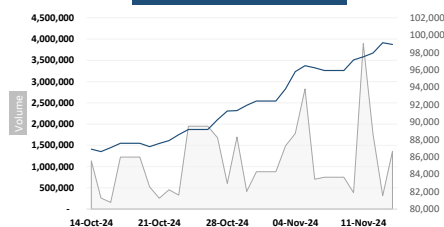
The below sectors reached record levels of value traded (SYP 702.62Mln) and volume traded (26399 shares).

The most tradable sector was the Manufacturing Sector executing 19078 shares for SYP 455.09Mln.

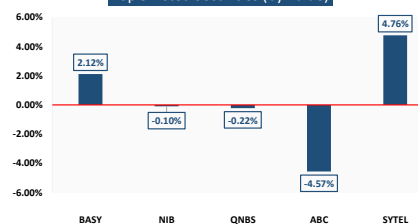
Other Sectors

Symbol	Name	Closing Price	Price Change	Change %	Volume
Manufacturing Sector					
ABC	Al Badia Cement	18,606.15	(890.12)	-4.57%	13,620.00
AVOC	Al - Ahliyah Vegetable Oil Company	36,950.63	(1,853.89)	-4.78%	5,458.00
Services Sector					
AHT	Al - Ahliyah Co. for Transport	7,396.59	(387.07)	-4.97%	5,204.00
UG	United Group	390.50	-	0.00%	-
Telecommunication Sector					
MTN	MTN - Syria	8,737.00	-	0.00%	-
SYTEL	Syriatel	98,741.81	4,486.81	4.76%	2,117.00
Agricultural Sector					
NAMA	Nama Co.	100.00	-	0.00%	-

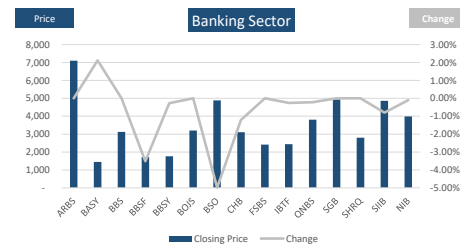
DWX Index Month-over-Month



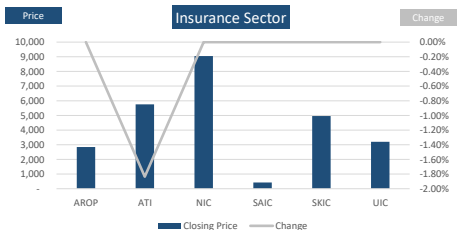
Top 5 Listed Securities (by Value)



Banking Sector



Insurance Sector



Other Sectors

