

Prepared by: Bemo Saudi Fransi Finance
Prepared to: BSFF Clients
Date: 8/4/2026

This report is prepared for the purpose of illustrating the performance of DSE through the trading session dated **8-Apr-26**
- Regarding Wednesday's trading session, the table below reflects the trading summary along with the movement of DWX index:

Market Summary		DWX		DWX % Change	
Share Volume	507,287.00	Previous Value	130,490.62	Last Session	0.19%
SYP Value	9,281,355.75	Today's Value	130,738.35	Last Week	-2.15%
No. of Trades	174	SYP Change	247.73	Last Month	-3.56%

I. Key Market Highlight

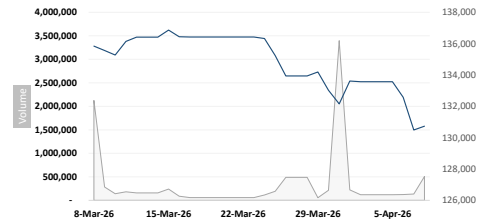
- During Wednesday's session, 174 transactions with an aggregate volume of 507287 shares and a value of SYP 9.28Mln was recorded on the DSE trading platform.
- Overall, during the session, 9 out of the 27 listed stocks recorded market activities, amongst which 2 listed securities witnessed positive share price movements while 3 listed securities recorded negative share price movements.
- As for the index, DWX advanced by 247.73 points (0.19%) compared to the last session to close at 130738.35 points.

II. Top 5 Listed Securities

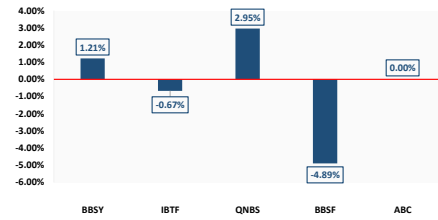
The top five listed securities occupied (illustrated below) 96.54% of the total value recorded during the session:

Symbol	Name	Change%	Volume	Value
BBSY	Al Barakah Bank - Syria	1.21%	279,564.00	5,125,215.75
IBTF	The International Bank for Trade & Finance	-0.67%	149,848.00	2,443,621.26
QNBS	Qatar National Bank	2.95%	37,510.00	785,326.18
BBSF	Banque Bemo Saudi Fransi	-4.89%	27,474.00	336,621.36
ABC	Al Badia Cement	0.00%	421.00	269,286.00

DWX Index Month-over-Month



Top 5 Listed Securities (by Value)



III. Session Summary by Sector

Banking Sector:

The banking sector index which only accommodates share price changes while weighing all listed bank stocks equally, decreased by -0.09%. Furthermore, the decrease in the banking index value is mainly due to the decrease in share prices for securities such as IBTF and NIB respectively.

Banking Sector					
Symbol	Name	Closing Price	Price Change	Change %	Volume
ARBS	Arab Bank - Syria	64.02	-	0.00%	-
BASY	Ahli Trust Bank	9.92	-	0.00%	2,400.00
BBS	Shahba Bank	40.00	-	0.00%	-
BBSF	Banque Bemo Saudi Fransi	12.25	(0.63)	-4.89%	27,474.00
BBSY	Al Barakah Bank - Syria	18.33	0.22	1.21%	279,564.00
BOIS	Bank of Jordan - Syria	40.12	-	0.00%	-
BSO	Bank of Syria and Overseas	16.15	-	0.00%	-
CHB	Cham Bank	23.38	-	0.00%	-
FSBS	Fransabank - Syria	16.85	-	0.00%	-
IBTF	The International Bank for Trade & Finance	16.31	(0.11)	-0.67%	149,848.00
QNBS	Qatar National Bank	20.94	0.60	2.95%	37,510.00
SGB	Syria Gulf Bank	47.81	-	0.00%	-
SHRQ	Bank Al - Sharq	22.47	-	0.00%	-
SIIB	Syria International Islamic Bank	39.91	-	0.00%	-
NIB	National Islamic Bank	24.92	-	0.00%	20.00

Banking Sector

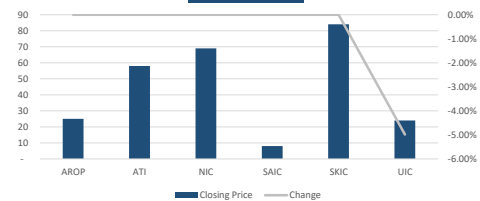


Insurance Sector:

The insurance sector index which only accommodates share price changes while weighing all listed stocks equally, decreased by -0.83%. Furthermore, the decrease in the insurance index value is mainly due to the decrease in share prices for securities such as UIC.

Insurance Sector					
Symbol	Name	Closing Price	Price Change	Change %	Volume
AROP	Arope Syria	24.52	-	0.00%	-
ATI	Al - Aqeelah Takaful Insurance	57.71	-	0.00%	-
NIC	National Insurance Co.	68.69	-	0.00%	-
SAIC	Solidarity Alliance Insurance Company	8.37	-	0.00%	-
SKIC	Syrian Kuwaiti Insurance Company	84.33	-	0.00%	-
UIC	United Insurance Company	23.84	(1.25)	-4.98%	9,558.00

Insurance Sector



Other Sectors:

Damascus Security Exchange market is divided into 5 sectors including the banking and insurance sectors, this paragraph illustrates the performance of the other sectors as of the session dated 4/8/2026. The below sectors reached record levels of value traded (SYP 0.34Mln) and volume traded (913 shares). The most tradable sector was the Manufacturing Sector executing 421 shares for SYP 0.27Mln.

Other Sectors					
Symbol	Name	Closing Price	Price Change	Change %	Volume
Manufacturing Sector					
ABC	Al Badia Cement	620.14	-	0.00%	421.00
AVOC	Al - Ahliyah Vegetable Oil Company	352.78	-	0.00%	-
Services Sector					
AHT	Al - Ahliyah Co. for Transport	147.51	-	0.00%	492.00
UG	United Group	3.91	-	0.00%	-
Telecommunication Sector					
MTN	MTN - Syria	135.48	-	0.00%	-
SYTEL	Syriatel	1,104.80	-	0.00%	-

Other Sectors

