

Daily Report

Prepared by: Bemo Saudi Fransi Finance  
Prepared to: BSFF Clients  
Date: 07/11/2024

This report is prepared for the purpose of illustrating the performance of DSE through the trading session dated **07-Nov-24**  
- Regarding Thursday's trading session, the table below reflects the trading summary along with the movement of DWX index:

Market Summary	DWX	DWX % Change
Share Volume	749,263.00	96,239.80
SYP Value	8,531,529,337.00	95,939.07
No. of Trades	512.00	(300.73)
	Previous Value	Last Session
	Today's Value	Last Week
	SYP Change	Last Month

I. Key Market Highlight

- During Thursday's session, 512 transactions with an aggregate volume of 749263 shares and a value of SYP 8531.53Mln was recorded on the DSE trading platform.
- Overall, during the session, 18 out of the 28 listed stocks recorded market activities, amongst which 9 listed securities witnessed positive share price movements while 8 listed securities recorded negative share price movements.
- As for the index, DWX declined by -300.73 points (-0.31%) compared to the last session to close at 95939.07 points.

II. Top 5 Listed Securities

The top five listed securities occupied (illustrated below) 96.83% of the total value recorded during the session:

Symbol	Name	Change%	Volume	Value
ABC	Al Badia Cement	-4.59%	403,236.00	7,179,699,934.00
CHB	Cham Bank	-4.99%	183,570.00	581,366,690.00
NIB	National Islamic Bank	-0.04%	45,550.00	182,543,733.00
IBTF	The International Bank for Trade & Finance	-1.64%	32,583.00	165,111,420.00
QNBS	Qatar National Bank	-0.84%	39,406.00	152,403,451.00

III. Session Summary by Sector

Banking Sector:

The banking sector index which only accommodates share price changes while weighing all listed bank stocks equally, increased by 0%. Furthermore, the increase in the banking index value is mainly due to the increase in share prices for securities such as BOIS, FSBS, BASY respectively.

Banking Sector

Symbol	Name	Closing Price	Price Change	Change %	Volume
ARBS	Arab Bank - Syria	7,100.00	-	0.00%	-
BASY	Ahli Trust Bank	1,408.79	17.25	1.24%	4,151.00
BBS	Byblos Bank	3,122.00	-	0.00%	-
BBSF	Banque Bemo Saudi Fransi	1,916.96	(4.32)	-0.22%	3,401.00
BBSY	Al Barakah Bank - Syria	1,800.86	(51.79)	-2.80%	9,136.00
BOIS	Bank of Jordan - Syria	4,823.95	228.95	4.98%	5,400.00
BSO	Bank of Syria and Overseas	4,228.03	-	0.00%	-
CHB	Cham Bank	3,167.00	(166.41)	-4.99%	183,570.00
FSBS	Fransabank - Syria	2,541.05	93.28	3.81%	2,000.00
IBTF	The International Bank for Trade & Finance	5,067.41	(84.75)	-1.64%	32,583.00
QNBS	Qatar National Bank	3,867.52	(32.63)	-0.84%	39,406.00
SGB	Syria Gulf Bank	4,938.02	-	0.00%	17.00
SHRQ	Bank Al - Sharq	2,974.22	-	0.00%	-
SIIB	Syria International Islamic Bank	4,893.33	22.98	0.47%	12,827.00
NIB	National Islamic Bank	4,007.55	(1.66)	-0.04%	45,550.00

Insurance Sector:

The insurance sector index which only accommodates share price changes while weighing all listed stocks equally, increased by 0.75%. Furthermore, the increase in the insurance index value is mainly due to the increase in share prices for securities such as SKIC and NIC respectively.

Insurance Sector

Symbol	Name	Closing Price	Price Change	Change %	Volume
AROP	Arope Syria	2,850.00	-	0.00%	-
ATI	Al - Aqeelah Takaful Insurance	5,265.00	(277.00)	-5.00%	1,501.00
NIC	National Insurance Co.	9,048.00	392.51	4.53%	500.00
SAIC	Solidarity Alliance Insurance Company	405.50	-	0.00%	-
SKIC	Syrian Kuwaiti Insurance Company	4,506.60	213.66	4.98%	2,054.00
UIC	United Insurance Company	3,204.00	-	0.00%	-

Other Sectors:

Damascus Security Exchange market is divided into 6 sectors including the banking and insurance sectors, this paragraph illustrates the performance of the other sectors as of the session dated 07/11/2024

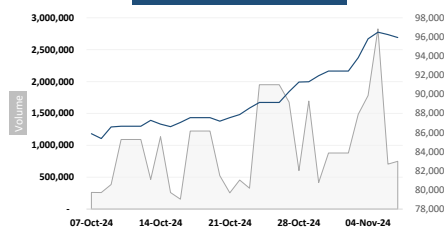
The below sectors reached record levels of value traded ( SYP 7305.62Mln ) and volume traded ( 407167 shares).

The most tradable sector was the Manufacturing Sector executing 404188 shares for SYP 7214.55Mln.

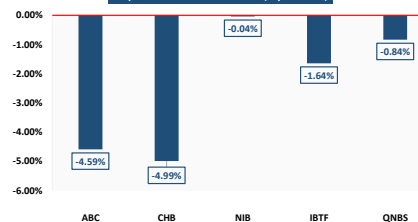
Other Sectors

Symbol	Name	Closing Price	Price Change	Change %	Volume
<b>Manufacturing Sector</b>					
ABC	Al Badia Cement	17,805.21	(856.99)	-4.59%	403,236.00
AVOC	Al - Ahliyah Vegetable Oil Company	36,609.54	1,449.90	4.12%	952.00
<b>Services Sector</b>					
AHT	Al - Ahliyah Co. for Transport	8,381.51	161.07	1.96%	2,074.00
UG	United Group	390.50	-	0.00%	-
<b>Telecommunication Sector</b>					
MTN	MTN - Syria	8,737.00	-	0.00%	-
SYTEL	Syriatel	81,422.24	3,874.14	5.00%	905.00
<b>Agricultural Sector</b>					
NAMA	Nama Co.	100.00	-	0.00%	-

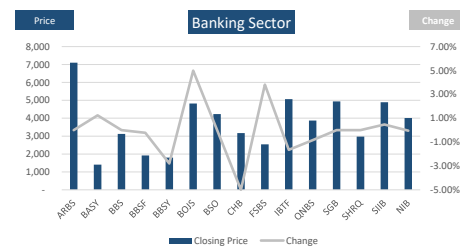
DWX Index Month-over-Month



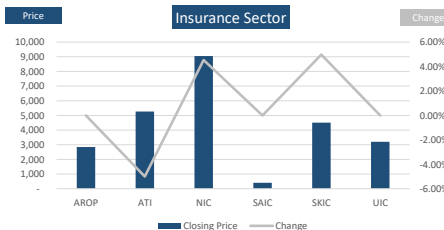
Top 5 Listed Securities (by Value)



Banking Sector



Insurance Sector



Other Sectors

