

Daily Report

بمؤ السعدي الفرسي المالية
BEMO SAUDI FRANSI FINANCE

Prepared by: Bemo Saudi Fransi Finance
Prepared to: BSFF Clients
Date: 6/10/2025

This report is prepared for the purpose of illustrating the performance of DSE through the trading session dated 6-Oct-25
- Regarding Monday's trading session, the table below reflects the trading summary along with the movement of DWX index:

Market Summary	DWX	DWX % Change
Share Volume	1,235,454.00	Previous Value 158,801.29 Last Session -0.65%
SYP Value	8,604,759,977.00	Today's Value 157,769.14 Last Week -0.38%
No. of Trades	453	SYP Change (1,032.15) Last Month -8.29%

I. Key Market Highlight

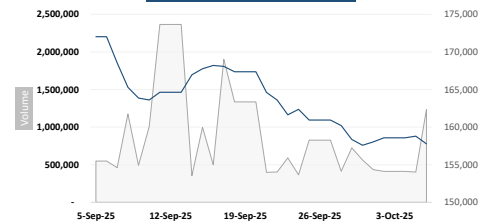
- During Monday's session, 453 transactions with an aggregate volume of 1235454 shares and a value of SYP 8604.76Mln was recorded on the DSE trading platform. Furthermore, it is worth noting that the stock market recorded 2 transactions as Block Trades on IBTF for 108930 shares, QNBS for 655446 shares.
- Overall, during the session, 12 out of the 27 listed stocks recorded market activities, amongst which 2 listed securities witnessed positive share price movements while 4 listed securities recorded negative share price movements.
- As for the index, DWX declined by -1032.15 points (-0.65%) compared to the last session to close at 157769.14 points.

II. Top 5 Listed Securities

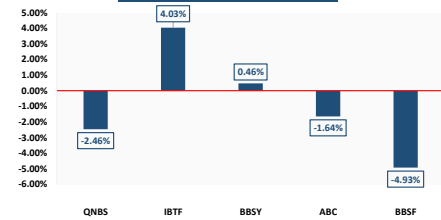
The top five listed securities occupied (illustrated below) 97.27% of the total value recorded during the session:

Symbol	Name	Change%	Volume	Value
QNBS	Qatar National Bank	-2.46%	732,280.00	6,556,679,977.00
IBTF	The International Bank for Trade & Finance	4.03%	148,650.00	763,986,449.00
BBSY	Al Barakah Bank - Syria	0.46%	181,942.00	544,925,576.00
ABC	Al Badia Cement	-1.64%	4,803.00	286,957,583.00
BBSF	Banque Bemo Saudi Fransi	-4.93%	67,463.00	217,071,968.00

DWX Index Month-over-Month



Top 5 Listed Securities (by Value)



III. Session Summary by Sector

Banking Sector:

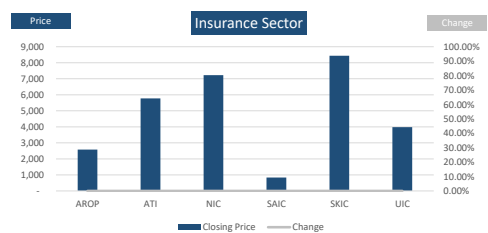
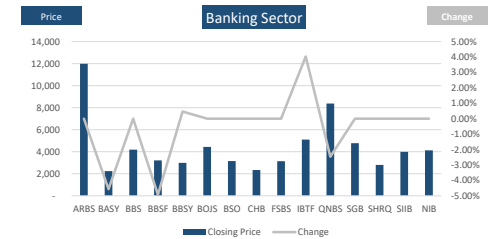
The banking sector index which only accommodates share price changes while weighing all listed bank stocks equally, decreased by -0.5%. Furthermore, the decrease in the banking index value is mainly due to the decrease in share prices for securities such as BASY, QNBS, NIB respectively.

Symbol	Name	Closing Price	Price Change	Change %	Vlomme
ARBS	Arab Bank - Syria	11,979.32	-	0.00%	204.00
BASY	Ahli Trust Bank	2,236.81	(107.08)	-4.57%	96,651.00
BBS	Shahba Bank	4,191.38	-	0.00%	-
BBSF	Banque Bemo Saudi Fransi	3,217.64	(166.68)	-4.93%	67,463.00
BBSY	Al Barakah Bank - Syria	2,995.05	13.86	0.46%	181,942.00
BOIS	Bank of Jordan - Syria	4,445.08	-	0.00%	200.00
BSO	Bank of Syria and Overseas	3,156.00	-	0.00%	-
CHB	Cham Bank	2,338.00	-	0.00%	-
FSBS	Fransabank - Syria	3,143.00	-	0.00%	-
IBTF	The International Bank for Trade & Finance	5,105.21	197.87	4.03%	148,650.00
QNBS	Qatar National Bank	8,380.43	(211.61)	-2.46%	732,280.00
SGB	Syria Gulf Bank	4,780.89	-	0.00%	-
SHRQ	Bank Al - Sharq	2,803.41	-	0.00%	-
SIIB	Syria International Islamic Bank	3,991.40	-	0.00%	-
NIB	National Islamic Bank	4,130.34	-	0.00%	3,107.00

Insurance Sector:

The insurance sector index which only accommodates share price changes while weighing all listed stocks equally, remains unchanged as the index closing price on the previous day.

Symbol	Name	Closing Price	Price Change	Change %	Vlomme
AROP	Arope Syria	2,581.00	-	0.00%	21.00
ATI	Al - Aqeelah Takaful Insurance	5,771.20	-	0.00%	-
NIC	National Insurance Co.	7,230.02	-	0.00%	-
SAIC	Solidarity Alliance Insurance Company	836.50	-	0.00%	-
SKIC	Syrian Kuwaiti Insurance Company	8,433.03	-	0.00%	-
UIC	United Insurance Company	3,978.00	-	0.00%	-



Other Sectors:

Damascus Security Exchange market is divided into 5 sectors including the banking and insurance sectors, this paragraph illustrates the performance of the other sectors as of the session dated 10/6/2025
The below sectors reached record levels of value traded (SYP 289.87Mln) and volume traded (4936 shares).
The most tradable sector was the Manufacturing Sector executing 4848 shares for SYP 288.64Mln.

Symbol	Name	Closing Price	Price Change	Change %	Vlomme
Manufacturing Sector					
ABC	Al Badia Cement	59,745.49	(998.76)	-1.64%	4,803.00
AVOC	Al - Ahliyah Vegetable Oil Company	37,049.21	-	0.00%	45.00
Services Sector					
AHT	Al - Ahliyah Co. for Transport	14,751.45	-	0.00%	88.00
UG	United Group	390.50	-	0.00%	-
Telecommunication Sector					
MTN	MTN - Syria	13,548.00	-	0.00%	-
SYTEL	Syriatel	110,480.00	-	0.00%	-

