

Daily Report

بمؤ السعدي الفرنسي المالية
BEMO SAUDI FRANSI FINANCE

Prepared by: Bemo Saudi Fransi Finance
Prepared to: BSFF Clients
Date: 6/8/2025

This report is prepared for the purpose of illustrating the performance of DSE through the trading session dated 6-Aug-25
- Regarding Wednesday's trading session, the table below reflects the trading summary along with the movement of DWX index:

Market Summary		DWX		DWX % Change	
Share Volume	801,455.00	Previous Value	198,927.46	Last Session	-2.33%
SYP Value	3,549,402,455.00	Today's Value	194,298.94	Last Week	0.71%
No. of Trades	509	SYP Change	(4,628.52)	Last Month	24.04%

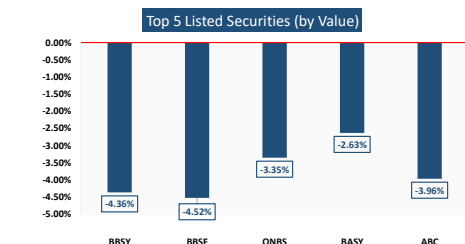
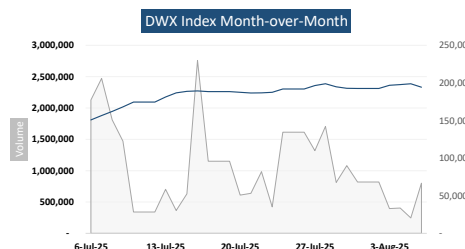
I. Key Market Highlight

- During Wednesday's session, 509 transactions with an aggregate volume of 801455 shares and a value of SYP 3549.4Mln was recorded on the DSE trading platform.
- Overall, during the session, 15 out of the 27 listed stocks recorded market activities, amongst which 3 listed securities witnessed positive share price movements while 6 listed securities recorded negative share price movements.
- As for the index, DWX declined by -4628.52 points (-2.33%) compared to the last session to close at 194298.94 points.

II. Top 5 Listed Securities

The top five listed securities occupied (illustrated below) 92.48% of the total value recorded during the session:

Symbol	Name	Change%	Volume	Value
BBSY	Al Barakah Bank - Syria	-4.36%	339,176.00	1,275,458,836.00
BBSF	Banque Bemo Saudi Fransi	-4.52%	310,991.00	1,135,415,883.00
QNBS	Qatar National Bank	-3.35%	47,832.00	549,921,192.00
BASY	Ahli Trust Bank	-2.63%	55,238.00	165,772,406.00
ABC	Al Badia Cement	-3.96%	1,791.00	155,836,650.00

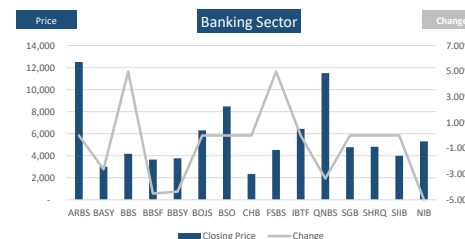


III. Session Summary by Sector

Banking Sector:

The banking sector index which only accommodates share price changes while weighing all listed bank stocks equally, decreased by -0.66%. Furthermore, the decrease in the banking index value is mainly due to the decrease in share prices for securities such as BBSF, BBSY, QNBS respectively.

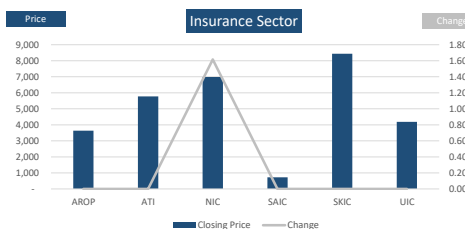
Banking Sector					
Symbol	Name	Closing Price	Price Change	Change %	Vlomme
ARBS	Arab Bank - Syria	12,503.00	-	0.00%	45.00
BASY	Ahli Trust Bank	3,001.06	(81.02)	-2.63%	55,238.00
BBS	Shahba Bank	4,177.00	198.00	4.98%	10,000.00
BBSF	Banque Bemo Saudi Fransi	3,650.96	(172.66)	-4.52%	310,991.00
BBSY	Al Barakah Bank - Syria	3,760.46	(171.40)	-4.36%	339,176.00
BOIS	Bank of Jordan - Syria	6,300.99	-	0.00%	-
BSO	Bank of Syria and Overseas	8,474.00	-	0.00%	-
CHB	Cham Bank	2,338.00	-	0.00%	-
FSBS	Fransabank - Syria	4,534.00	215.00	4.98%	9,670.00
IBTF	The International Bank for Trade & Finance	6,433.17	-	0.00%	-
QNBS	Qatar National Bank	11,496.93	(398.52)	-3.35%	47,832.00
SGB	Syria Gulf Bank	4,780.89	-	0.00%	-
SHRQ	Bank Al - Sharq	4,809.00	-	0.00%	17.00
SIIB	Syria International Islamic Bank	3,991.40	-	0.00%	-
NIB	National Islamic Bank	5,298.00	(278.00)	-4.99%	12,996.00



Insurance Sector:

The insurance sector index which only accommodates share price changes while weighing all listed stocks equally, increased by 0.27%. Furthermore, the increase in the insurance index value is mainly due to the increase in share prices for securities such as NIC.

Insurance Sector					
Symbol	Name	Closing Price	Price Change	Change %	Vlomme
AROP	Arope Syria	3,635.00	-	0.00%	-
ATI	Al - Aqeelah Takaful Insurance	5,771.20	-	0.00%	-
NIC	National Insurance Co.	6,984.15	111.09	1.62%	9,865.00
SAIC	Solidarity Alliance Insurance Company	723.50	-	0.00%	-
SKIC	Syrian Kuwaiti Insurance Company	8,433.03	-	0.00%	3,107.00
UIC	United Insurance Company	4,187.00	-	0.00%	100.00



Other Sectors:

Damascus Security Exchange market is divided into 5 sectors including the banking and insurance sectors, this paragraph illustrates the performance of the other sectors as of the session dated 8/6/2025
The below sectors reached record levels of value traded (SYP 171.74Mln) and volume traded (2418 shares).
The most tradable sector was the Manufacturing Sector executing 1981 shares for SYP 164.76Mln.

Other Sectors					
Symbol	Name	Closing Price	Price Change	Change %	Vlomme
Manufacturing Sector					
ABC	Al Badia Cement	87,010.97	(3,588.77)	-3.96%	1,791.00
AVOC	Al - Ahliyah Vegetable Oil Company	49,416.00	-	0.00%	190.00
Services Sector					
AHT	Al - Ahliyah Co. for Transport	16,811.00	-	0.00%	437.00
UG	United Group	390.50	-	0.00%	-
Telecommunication Sector					
MTN	MTN - Syria	10,617.00	-	0.00%	-
SYTEL	Syriatel	110,480.00	-	0.00%	-

