

Daily Report

Prepared by: Bemo Saudi Fransi Finance
Prepared to: BSFF Clients
Date: 03/11/2024

This report is prepared for the purpose of illustrating the performance of DSE through the trading session dated 03-Nov-24 - Regarding Sunday's trading session, the table below reflects the trading summary along with the movement of DWX index:

Market Summary	DWX	DWX % Change
Share Volume	92,433.38	1.51%
SYP Value	93,833.28	3.93%
No. of Trades	1,399.90	8.79%

I. Key Market Highlight

- During Sunday's session, 551 transactions with an aggregate volume of 1487850 shares and a value of SYP 3166.56Mn was recorded on the DSE trading platform.
- Overall, during the session, 19 out of the 28 listed stocks recorded market activities, amongst which 9 listed securities witnessed positive share price movements while 6 listed securities recorded negative share price movements.
- As for the index, DWX advanced by 1399.9 points (1.51%) compared to the last session to close at 93833.28 points.

II. Top 5 Listed Securities

The top five listed securities occupied (illustrated below) 92.25% of the total value recorded during the session:

Symbol	Name	Change%	Volume	Value
BBSY	Al Barakah Bank - Syria	3.10%	1,272,970.00	2,418,596,403.00
CHB	Cham Bank	4.99%	72,266.00	241,150,979.00
AHT	Al - Ahliah Co. for Transport	5.00%	12,480.00	109,886,400.00
BASY	Ahli Trust Bank	2.20%	62,476.00	87,724,008.00
QNBS	Qatar National Bank	-0.32%	15,984.00	63,840,114.00

III. Session Summary by Sector

Banking Sector:

The banking sector index which only accommodates share price changes while weighing all listed bank stocks equally, increased by 0.89%. Furthermore, the increase in the banking index value is mainly due to the increase in share prices for securities such as CHB, IBTF, SHRQ respectively.

Symbol	Name	Closing Price	Price Change	Change %	Volume
ARBS	Arab Bank - Syria	7,133.33	(116.67)	-1.61%	2,250.00
BASY	Ahli Trust Bank	1,404.12	30.24	2.20%	62,476.00
BBS	Byblos Bank	2,973.38	-	0.00%	135.00
BBSF	Banque Bemo Saudi Fransi	2,012.43	12.38	0.62%	11,200.00
BBSY	Al Barakah Bank - Syria	1,899.96	57.18	3.10%	1,272,970.00
BOJS	Bank of Jordan - Syria	4,376.94	-	0.00%	10.00
BSO	Bank of Syria and Overseas	3,768.00	-	0.00%	500.00
CHB	Cham Bank	3,336.99	158.49	4.99%	72,266.00
FSBS	Fransabank - Syria	2,335.63	(107.04)	-4.58%	4,380.00
IBTF	The International Bank for Trade & Finance	5,247.43	247.43	4.95%	4,870.00
QNBS	Qatar National Bank	3,994.00	(12.81)	-0.32%	15,984.00
SGB	Syria Gulf Bank	5,195.07	-	0.00%	-
SHRQ	Bank Al - Sharq	2,877.74	124.49	4.52%	9,750.00
SIIB	Syria International Islamic Bank	4,778.03	(79.41)	-1.63%	12,173.00
NIB	National Islamic Bank	3,774.89	(76.58)	-1.99%	4,580.00

Insurance Sector:

The insurance sector index which only accommodates share price changes while weighing all listed stocks equally, decreased by -0.83%. Furthermore, the decrease in the insurance index value is mainly due to the decrease in share prices for securities such as ATI.

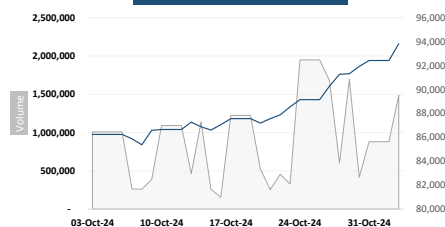
Symbol	Name	Closing Price	Price Change	Change %	Volume
AROP	Arope Syria	2,850.00	-	0.00%	-
ATI	Al - Aqeelah Takaful Insurance	6,462.00	(340.00)	-5.00%	400.00
NIC	National Insurance Co.	8,534.00	-	0.00%	-
SAIC	Solidarity Alliance Insurance Company	405.50	-	0.00%	-
SKIC	Syrian Kuwaiti Insurance Company	4,147.87	-	0.00%	-
UIC	United Insurance Company	3,204.00	-	0.00%	-

Other Sectors:

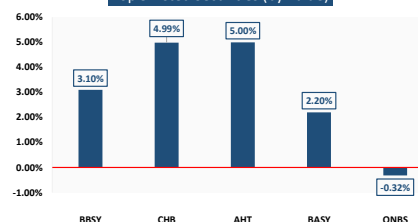
Damascus Security Exchange market is divided into 6 sectors including the banking and insurance sectors, this paragraph illustrates the performance of the other sectors as of the session dated 03/11/2024. The below sectors reached record levels of value traded (SYP 172.34Mn) and volume traded (13906 shares). The most tradable sector was the Services Sector executing 12480 shares for SYP 109.89Mn.

Symbol	Name	Closing Price	Price Change	Change %	Volume
Manufacturing Sector					
ABC	Al Badia Cement	17,010.47	-	0.00%	115.00
AVOC	Al - Ahliah Vegetable Oil Company	30,549.61	1,402.61	4.81%	803.00
Services Sector					
AHT	Al - Ahliah Co. for Transport	8,805.00	419.00	5.00%	12,480.00
UG	United Group	390.50	-	0.00%	-
Telecommunication Sector					
MTN	MTN - Syria	8,737.00	-	0.00%	-
SYTEL	Syriatel	70,798.64	2,704.35	3.97%	508.00
Agricultural Sector					
NAMA	Nama Co.	100.00	-	0.00%	-

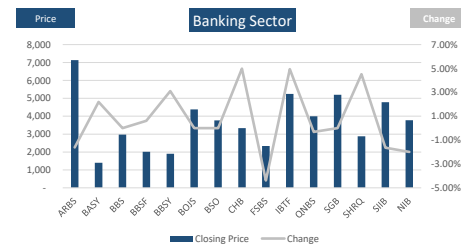
DWX Index Month-over-Month



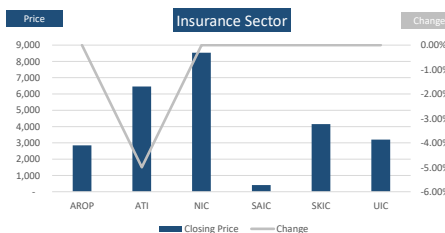
Top 5 Listed Securities (by Value)



Banking Sector



Insurance Sector



Other Sectors

