

Daily Report

بمؤ السعودي الفرنسي المالية
BEMO SAUDI FRANSI FINANCE

Prepared by: Bemo Saudi Fransi Finance
Prepared to: BSFF Clients
Date: 1/10/2025

This report is prepared for the purpose of illustrating the performance of DSE through the trading session dated 1-Oct-25
- Regarding Wednesday's trading session, the table below reflects the trading summary along with the movement of DWX index:

Market Summary		DWX		DWX % Change	
Share Volume	435,924.00	Previous Value	157,593.63	Last Session	0.27%
SYP Value	1,675,791,331.00	Today's Value	158,024.82	Last Week	-2.68%
No. of Trades	301	SYP Change	431.19	Last Month	-10.66%

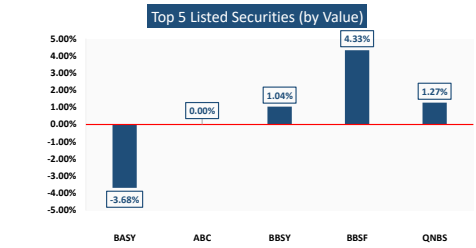
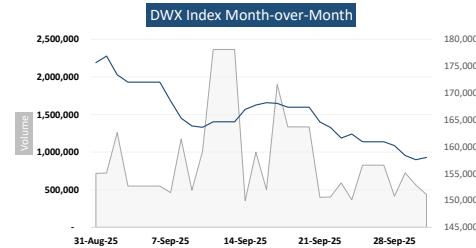
I. Key Market Highlight

- During Wednesday's session, 301 transactions with an aggregate volume of 435,924 shares and a value of SYP 1,675.79Mn was recorded on the DSE trading platform. Furthermore, it is worth noting that the stock market recorded 1 transaction as Block Trades on ABC for 6800 shares.
- Overall, during the session, 15 out of the 27 listed stocks recorded market activities, amongst which 3 listed securities witnessed positive share price movements while 2 listed securities recorded negative share price movements.
- As for the index, DWX advanced by 431.19 points (0.27%) compared to the last session to close at 158024.82 points.

II. Top 5 Listed Securities

The top five listed securities occupied (illustrated below) 94.76% of the total value recorded during the session:

Symbol	Name	Change%	Volume	Value
BASY	Ahli Trust Bank	-3.68%	213,586.00	494,777,058.00
ABC	Al Badia Cement	0.00%	7,021.00	403,015,575.00
BBSY	Al Barakah Bank - Syria	1.04%	127,591.00	385,384,171.00
BBSF	Banque Bemo Saudi Fransi	4.33%	55,200.00	192,518,030.00
QNBS	Qatar National Bank	1.27%	13,342.00	112,270,160.00

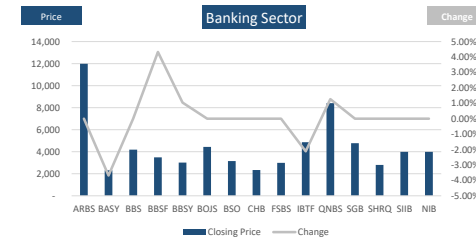


III. Session Summary by Sector

Banking Sector:

The banking sector index which only accommodates share price changes while weighing all listed bank stocks equally, increased by 0.06%. Furthermore, the increase in the banking index value is mainly due to the increase in share prices for securities such as BBSF, QNBS, BBSY respectively.

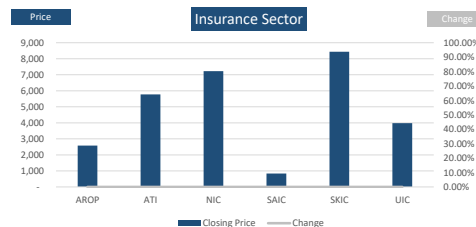
Banking Sector					
Symbol	Name	Closing Price	Price Change	Change %	Volume
ARBS	Arab Bank - Syria	11,979.32	-	0.00%	102.00
BASY	Ahli Trust Bank	2,316.52	(88.56)	-3.68%	213,586.00
BBS	Shahba Bank	4,191.38	-	0.00%	-
BBSF	Banque Bemo Saudi Fransi	3,487.65	144.59	4.33%	55,200.00
BBSY	Al Barakah Bank - Syria	3,020.47	31.17	1.04%	127,591.00
BOIS	Bank of Jordan - Syria	4,445.08	-	0.00%	-
BSO	Bank of Syria and Overseas	3,156.00	-	0.00%	1.00
CHB	Cham Bank	2,338.00	-	0.00%	-
FSBS	Fransabank - Syria	2,993.87	-	0.00%	2,550.00
IBTF	The International Bank for Trade & Finance	4,868.44	(104.93)	-2.11%	8,885.00
QNBS	Qatar National Bank	8,414.79	105.35	1.27%	13,342.00
SGB	Syria Gulf Bank	4,780.89	-	0.00%	-
SHRQ	Bank Al - Sharq	2,803.41	-	0.00%	1,000.00
SIIB	Syria International Islamic Bank	3,991.40	-	0.00%	-
NIB	National Islamic Bank	3,987.51	-	0.00%	6,100.00



Insurance Sector:

The insurance sector index which only accommodates share price changes while weighing all listed stocks equally, remains unchanged as the index closing price on the previous day.

Insurance Sector					
Symbol	Name	Closing Price	Price Change	Change %	Volume
AROP	Arope Syria	2,581.00	-	0.00%	86.00
ATI	Al - Aqeelah Takaful Insurance	5,771.20	-	0.00%	-
NIC	National Insurance Co.	7,230.02	-	0.00%	-
SAIC	Solidarity Alliance Insurance Company	836.50	-	0.00%	-
SKIC	Syrian Kuwaiti Insurance Company	8,433.03	-	0.00%	30.00
UIC	United Insurance Company	3,978.00	-	0.00%	-



Other Sectors:

Damascus Security Exchange market is divided into 5 sectors including the banking and insurance sectors, this paragraph illustrates the performance of the other sectors as of the session dated 10/1/2025
The below sectors reached record levels of value traded (SYP 411.09Mn) and volume traded (7451 shares).
The most tradable sector was the Manufacturing Sector executing 7106 shares for SYP 406.26Mn.

Other Sectors					
Symbol	Name	Closing Price	Price Change	Change %	Volume
Manufacturing Sector					
ABC	Al Badia Cement	60,012.91	-	0.00%	7,021.00
AVOC	Al - Ahliyah Vegetable Oil Company	37,049.21	-	0.00%	85.00
Services Sector					
AHT	Al - Ahliyah Co. for Transport	14,751.45	-	0.00%	345.00
UG	United Group	390.50	-	0.00%	-
Telecommunication Sector					
MTN	MTN - Syria	13,548.00	-	0.00%	-
SYTEL	Syriatel	110,480.00	-	0.00%	-

