

Prepared by: Bemo Saudi Fransi Finance  
 Prepared to: BSFF Clients  
 Date: 01/10/2024

This report is prepared for the purpose of illustrating the performance of DSE through the trading session dated **01-Oct-24**  
 - Regarding Tuesday's trading session, the table below reflects the trading summary along with the movement of DWX index:

Market Summary	DWX	DWX % Change
Share Volume	490,668.00	Previous Value 86,392.36 Last Session -0.10%
SYP Value	2,170,896,133.00	Today's Value 86,310.03 Last Week 1.09%
No. of Trades	364.00	SYP Change (82.33) Last Month 6.52%

### I. Key Market Highlight

- During Tuesday's session, 364 transactions with an aggregate volume of 490668 shares and a value of SYP 2170.9Mln was recorded on the DSE trading platform. Furthermore, it is worth noting that the stock market recorded 4 transactions as Block Trades on ARBS for 133250 shares.
- Overall, during the session, 17 out of the 28 listed stocks recorded market activities, amongst which 8 listed securities witnessed positive share price movements while 3 listed securities recorded negative share price movements.
- As for the index, DWX declined by -82.33 points (-0.1%) compared to the last session to close at 86310.03 points.

### II. Top 5 Listed Securities

The top five listed securities occupied (illustrated below) 90.6% of the total value recorded during the session:

Symbol	Name	Change%	Volume	Value
ARBS	Arab Bank - Syria	0.00%	133,400.00	960,487,500.00
BSO	Bank of Syria and Overseas	1.54%	142,423.00	470,060,004.00
NIB	National Islamic Bank	2.62%	81,889.00	287,383,714.00
CHB	Cham Bank	-2.36%	19,391.00	179,470,726.00
ATI	Al - Aqeelah Takaful Insurance	3.80%	16,599.00	69,390,830.00

### III. Session Summary by Sector

#### Banking Sector:

The banking sector index which only accommodates share price changes while weighing all listed bank stocks equally, increased by 0.19%. Furthermore, the increase in the banking index value is mainly due to the increase in share prices for securities such as BASY, NIB, BBSF respectively.

Symbol	Name	Closing Price	Price Change	Change %	Volume
ARBS	Arab Bank - Syria	7,200.00	-	0.00%	133,400.00
BASY	Ahli Trust Bank	1,466.43	51.68	3.65%	46,489.00
BBS	Byblos Bank	3,103.51	-	0.00%	-
BBSF	Banque Bemo Saudi Fransi	2,142.49	38.95	1.85%	7,597.00
BBSY	Al Barakah Bank - Syria	1,755.51	(33.05)	-1.85%	26,989.00
BOJS	Bank of Jordan - Syria	4,821.81	-	0.00%	-
BSO	Bank of Syria and Overseas	3,300.45	49.99	1.54%	142,423.00
CHB	Cham Bank	9,255.36	(223.33)	-2.36%	19,391.00
FSBS	Fransabank - Syria	2,250.00	-	0.00%	2,500.00
IBTF	The International Bank for Trade & Finance	4,997.70	-	0.00%	1,233.00
QNBS	Qatar National Bank	3,753.38	(11.06)	-0.29%	6,500.00
SGB	Syria Gulf Bank	4,600.00	-	0.00%	5.00
SHRQ	Bank Al - Sharq	2,529.97	-	0.00%	220.00
SIIB	Syria International Islamic Bank	4,830.48	7.28	0.15%	4,008.00
NIB	National Islamic Bank	3,509.43	89.60	2.62%	81,889.00

#### Insurance Sector:

The insurance sector index which only accommodates share price changes while weighing all listed stocks equally, increased by 0.63%. Furthermore, the increase in the insurance index value is mainly due to the increase in share prices for securities such as ATI.

Symbol	Name	Closing Price	Price Change	Change %	Volume
AROP	Arope Syria	2,850.00	-	0.00%	-
ATI	Al - Aqeelah Takaful Insurance	4,180.42	152.92	3.80%	16,599.00
NIC	National Insurance Co.	8,983.00	-	0.00%	-
SAIC	Solidarity Alliance Insurance Company	368.50	-	0.00%	-
SKIC	Syrian Kuwaiti Insurance Company	4,147.87	-	0.00%	-
UIC	United Insurance Company	3,110.82	-	0.00%	25.00

#### Other Sectors:

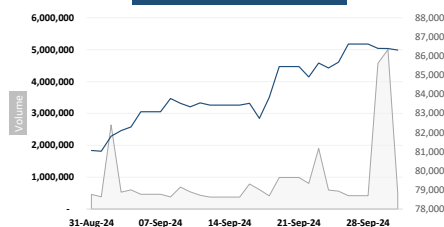
Damascus Security Exchange market is divided into 6 sectors including the banking and insurance sectors, this paragraph illustrates the performance of the other sectors as of the session dated 01/10/2024

The below sectors reached record levels of value traded (SYP 16.07Mln.) and volume traded (1400 shares).

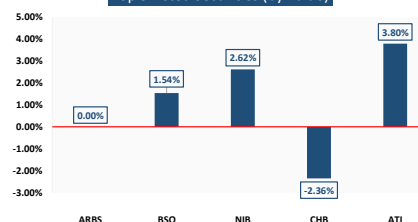
The most tradable sector was the Manufacturing Sector executing 475 shares for SYP 10.59Mln.

Symbol	Name	Closing Price	Price Change	Change %	Volume
<b>Manufacturing Sector</b>					
ABC	Al Badia Cement	19,546.27	-	0.00%	-
AVOC	Al - Ahliyah Vegetable Oil Company	22,294.74	211.42	0.96%	475.00
<b>Services Sector</b>					
AHT	Al - Ahliyah Co. for Transport	5,926.01	194.10	3.39%	925.00
UG	United Group	390.50	-	0.00%	-
<b>Telecommunication Sector</b>					
MTN	MTN - Syria	8,737.00	-	0.00%	-
SYTEL	Syriatel	54,191.00	-	0.00%	-
<b>Agricultural Sector</b>					
NAMA	Nama Co.	100.00	-	0.00%	-

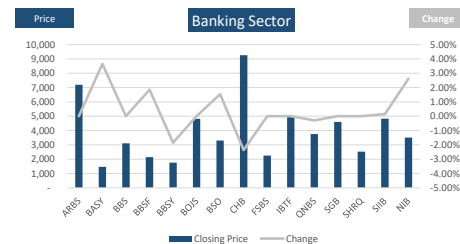
### DWX Index Month-over-Month



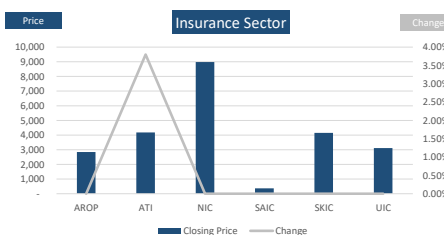
### Top 5 Listed Securities (by Value)



### Banking Sector



### Insurance Sector



### Other Sectors

