

Prepared by: Bemo Saudi Fransi Finance  
Prepared to: BSFF Clients  
Date: 01/07/2024

This report is prepared for the purpose of illustrating the performance of DSE through the trading session dated 01-Jul-24 - Regarding Monday's trading session, the table below reflects the trading summary along with the movement of DWX index:

Market Summary		DWX		DWX % Change	
Share Volume	201,342.00	Previous Value	76,684.59	Last Session	0.30%
SYP Value	709,920,918.00	Today's Value	76,912.41	Last Week	1.08%
No. of Trades	376.00	SYP Change	227.82	Last Month	1.00%

### I. Key Market Highlight

- During Monday's session, 376 transactions with an aggregate volume of 201342 shares and a value of SYP 709.92Mln was recorded on the DSE trading platform.
- Overall, during the session, 19 out of the 28 listed stocks recorded market activities, amongst which 7 listed securities witnessed positive share price movements while 2 listed securities recorded negative share price movements.
- As for the index, DWX advanced by 227.82 points (0.3%) compared to the last session to close at 76912.41 points.

### II. Top 5 Listed Securities

The top five listed securities occupied (illustrated below) 93.76% of the total value recorded during the session:

Symbol	Name	Change%	Volume	Value
BBSY	Al Barakah Bank - Syria	0.51%	131,233.00	481,771,016.00
NIB	National Islamic Bank	-3.47%	45,235.00	118,687,193.00
CHB	Cham Bank	1.17%	4,817.00	38,615,108.00
FSBS	Fransabank - Syria	-4.96%	6,714.00	15,499,202.00
AHT	Al - Ahliah Co. for Transport	0.04%	2,165.00	11,043,401.00

### III. Session Summary by Sector

#### Banking Sector:

The banking sector index which only accommodates share price changes while weighing all listed bank stocks equally, increased by 0.24%. Furthermore, the increase in the banking index value is mainly due to the increase in share prices for securities such as BASY, IBTF, SIIB respectively.

Banking Sector					
Symbol	Name	Closing Price	Price Change	Change %	Volume
ARBS	Arab Bank - Syria	6,364.20	-	0.00%	282.00
BASY	Ahli Trust Bank	1,836.04	48.76	2.73%	4,245.00
BBS	Byblos Bank	3,142.11	-	0.00%	53.00
BBSF	Banque Bemo Saudi Fransi	2,992.33	-	0.00%	-
BBSY	Al Barakah Bank - Syria	3,671.11	18.61	0.51%	131,233.00
BOJS	Bank of Jordan - Syria	3,936.00	-	0.00%	2.00
BSO	Bank of Syria and Overseas	2,633.23	-	0.00%	110.00
CHB	Cham Bank	8,016.42	92.40	1.17%	4,817.00
FSBS	Fransabank - Syria	2,308.49	(120.51)	-4.96%	6,714.00
IBTF	The International Bank for Trade & Finance	5,088.00	87.48	1.75%	400.00
QNBS	Qatar National Bank	3,992.14	-	0.00%	1,850.00
SGB	Syria Gulf Bank	3,953.91	-	0.00%	-
SHRQ	Bank Al - Sharq	11,520.25	92.93	0.81%	510.00
SIIB	Syria International Islamic Bank	3,851.09	51.14	1.35%	2,376.00
NIB	National Islamic Bank	2,623.79	(94.23)	-3.47%	45,235.00

#### Insurance Sector:

The insurance sector index which only accommodates share price changes while weighing all listed stocks equally, remains unchanged as the index closing price on the previous day.

Insurance Sector					
Symbol	Name	Closing Price	Price Change	Change %	Volume
AROP	Arope Syria	4,275.00	-	0.00%	1,050.00
ATI	Al - Aqeelah Takaful Insurance	2,452.97	-	0.00%	126.00
NIC	National Insurance Co.	8,877.99	-	0.00%	-
SAIC	Solidarity Alliance Insurance Company	344.90	-	0.00%	-
SKIC	Syrian Kuwaiti Insurance Company	5,543.00	-	0.00%	-
UIC	United Insurance Company	2,803.51	-	0.00%	-

#### Other Sectors:

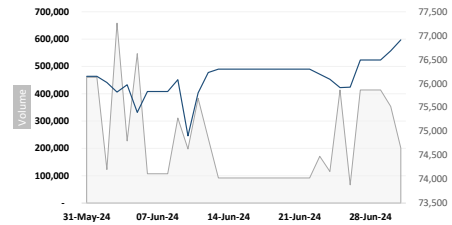
Damascus Security Exchange market is divided into 6 sectors including the banking and insurance sectors, this paragraph illustrates the performance of the other sectors as of the session dated 01/07/2024

The below sectors reached record levels of value traded ( SYP 16.3Mln ) and volume traded ( 2339 shares).

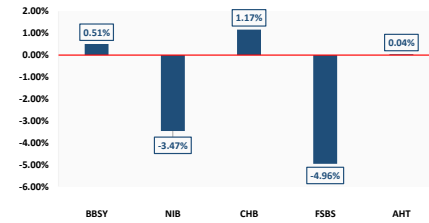
The most tradable sector was the Services Sector executing 2165 shares for SYP 11.04Mln.

Other Sectors					
Symbol	Name	Closing Price	Price Change	Change %	Volume
<b>Manufacturing Sector</b>					
ABC	Al Badia Cement	15,601.99	-	0.00%	20.00
AVOC	Al - Ahliah Vegetable Oil Company	12,319.60	-	0.00%	10.00
<b>Services Sector</b>					
AHT	Al - Ahliah Co. for Transport	5,100.88	1.98	0.04%	2,165.00
UG	United Group	390.50	-	0.00%	-
<b>Telecommunication Sector</b>					
MTN	MTN - Syria	8,737.00	-	0.00%	-
SYTEL	Syriatel	34,930.00	-	0.00%	144.00
<b>Agricultural Sector</b>					
NAMA	Nama Co.	100.00	-	0.00%	-

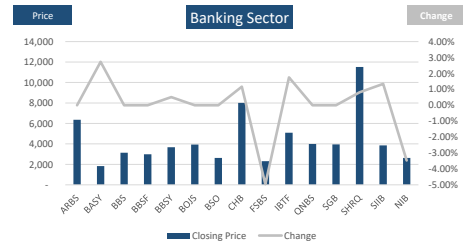
### DWX Index Month-over-Month



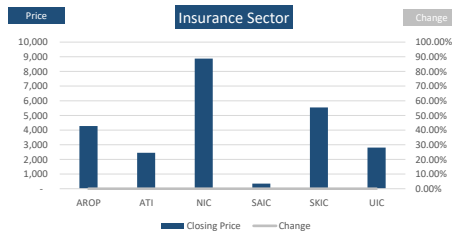
### Top 5 Listed Securities (by Value)



### Banking Sector



### Insurance Sector



### Other Sectors

